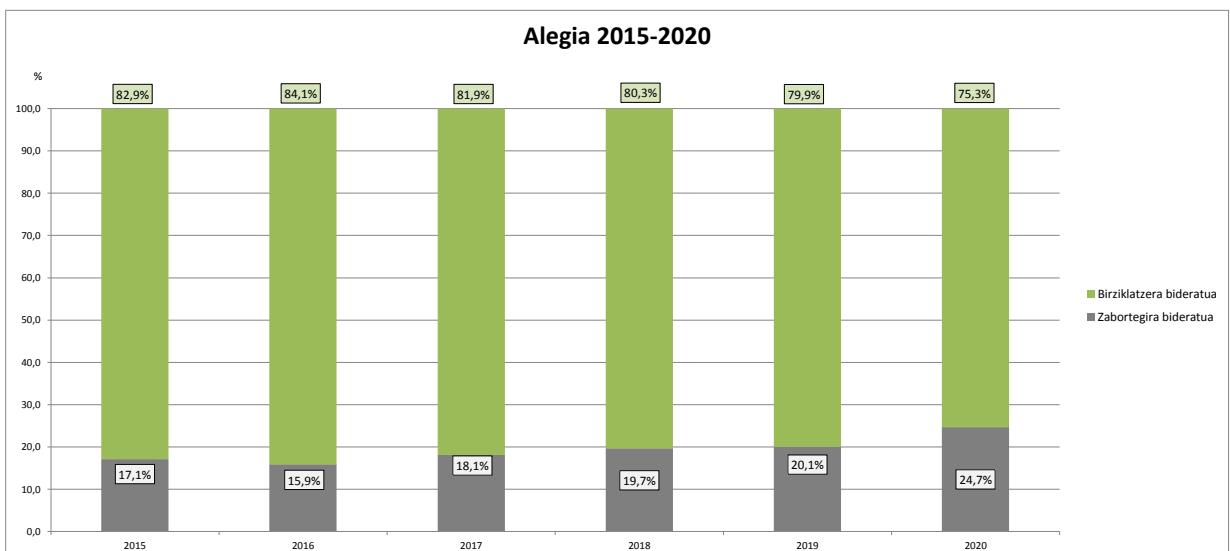
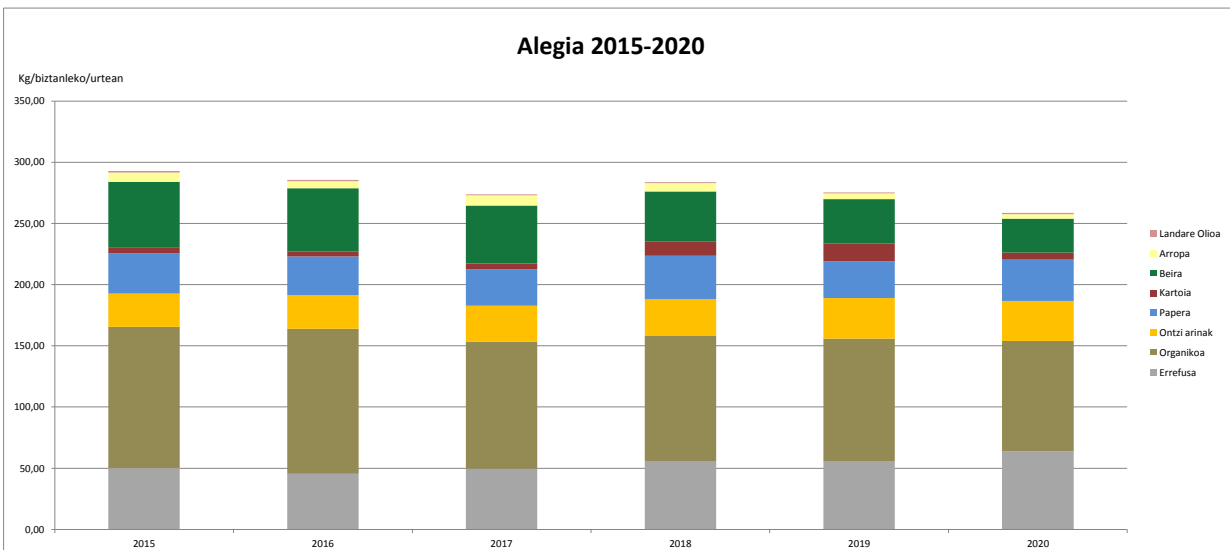
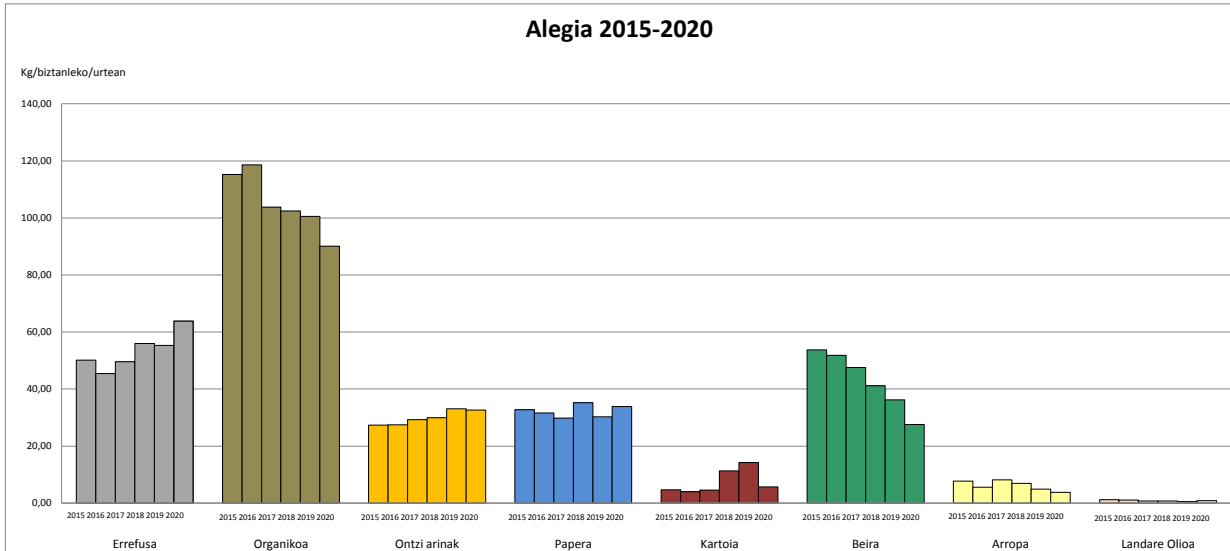
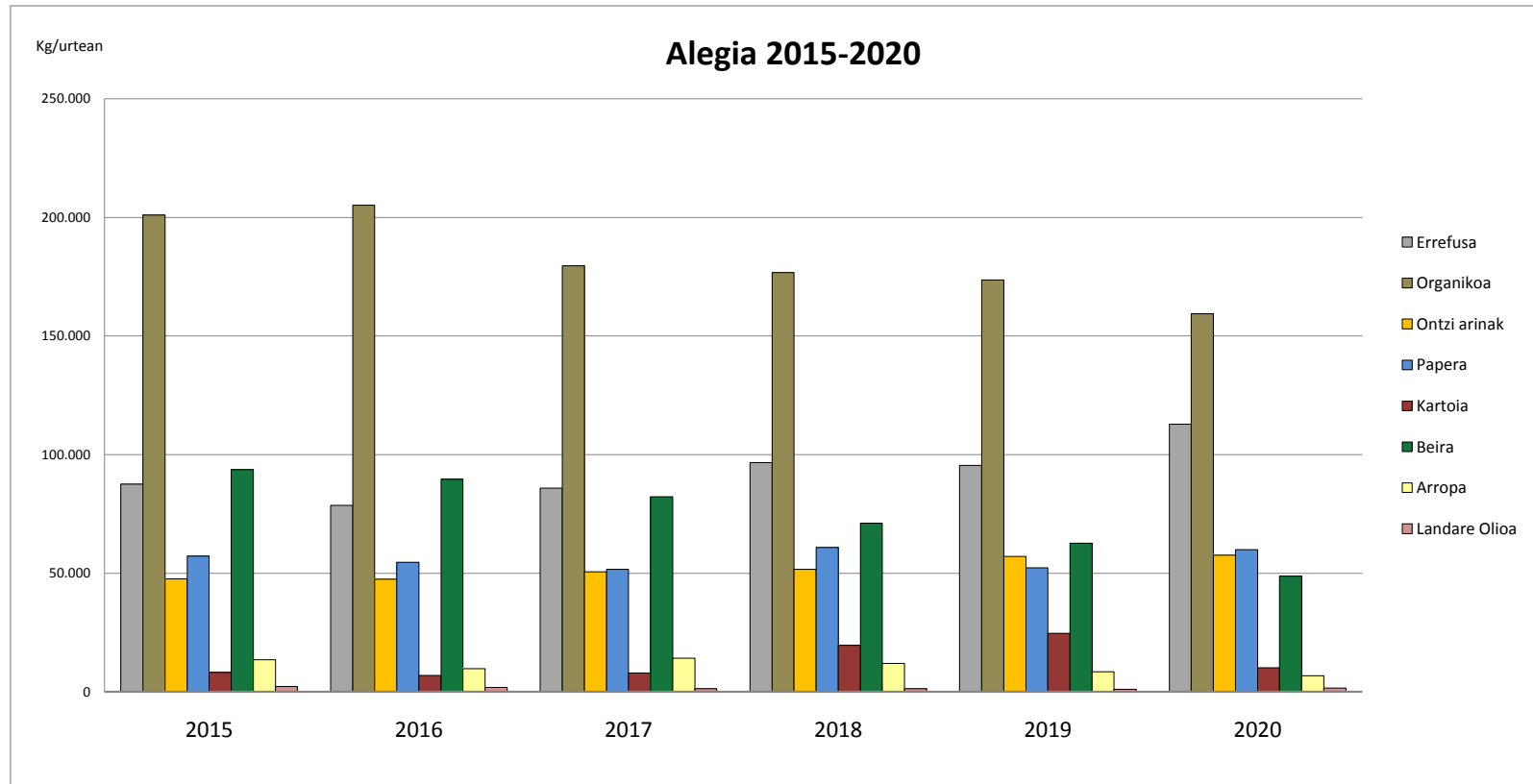


ALEGIA (2015-2020 Kg/Urtea)						
	2015	2016	2017	2018	2019	2020
Errefusa	50,17	45,41	49,63	56,01	55,28	63,85
Organikoa	115,26	118,60	103,82	102,44	100,58	90,14
Ontzi arinak	27,33	27,45	29,27	29,91	33,07	32,60
Papera	32,78	31,59	29,88	35,23	30,28	33,87
Kartoia	4,66	4,00	4,61	11,35	14,26	5,72
Beira	53,70	51,81	47,53	41,16	36,29	27,61
Arropa	7,71	5,63	8,20	6,95	4,88	3,86
Landare Olioa	1,26	1,07	0,74	0,77	0,58	0,86

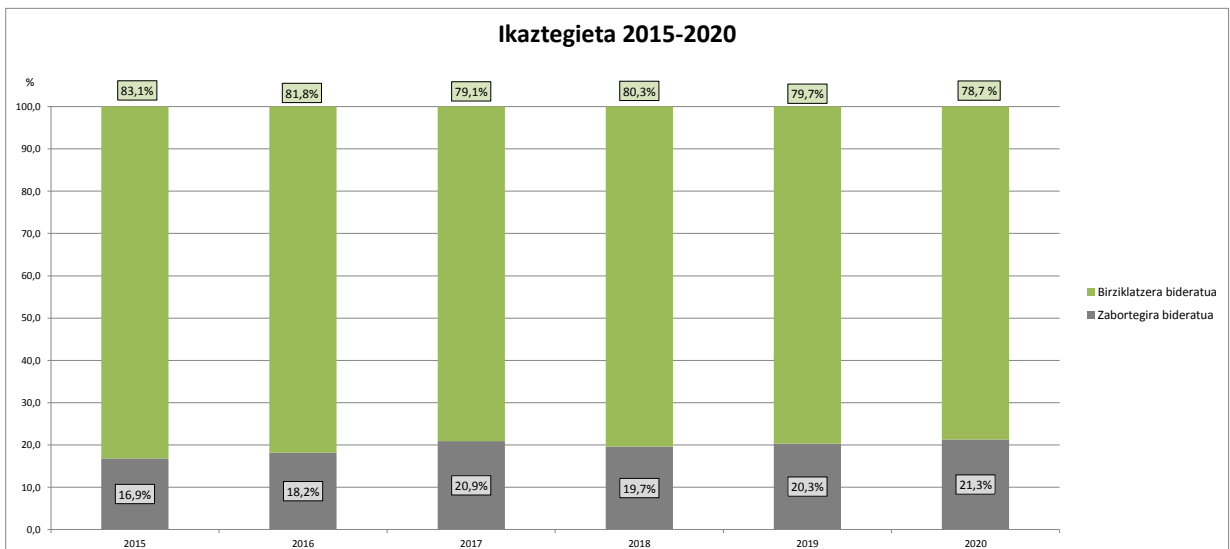
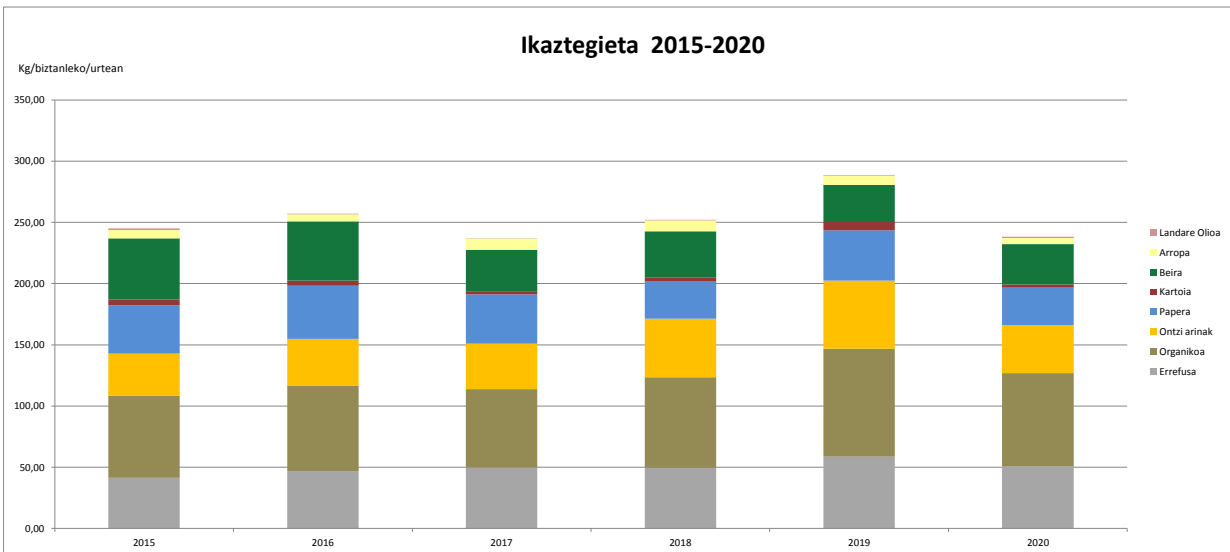
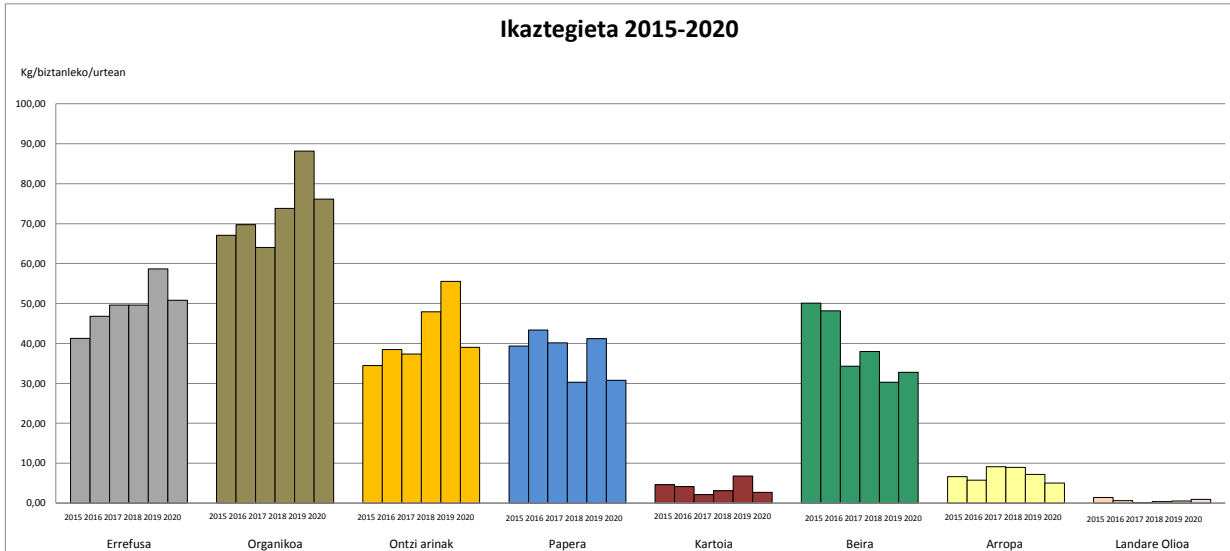


ALEGIA: ETXE ETA KOMERTZIOETAKO HONDAKINEN SORRERAREN BILAKAERA (2015-2020)  
 ALEGIA: RESIDUOS DOMICILIARIOS Y COMERCIALES GENERADOS EN 2020

	2015	2016	2017	2018	2019	2020
Errefusa	87.495	78.552	85.858	96.666	95.414	112.887
Organikoa	201.007	205.186	179.615	176.805	173.601	159.362
Ontzi arinak	47.668	47.491	50.645	51.628	57.083	57.640
Papera	57.175	54.658	51.691	60.810	52.272	59.877
Kartoia	8.127	6.922	7.969	19.597	24.621	10.116
Beira	93.659	89.623	82.234	71.040	62.631	48.822
Arropa	13.441	9.735	14.185	11.988	8.415	6.821
Landare Olioia	2.205	1.845	1.275	1.323	1.002	1.525

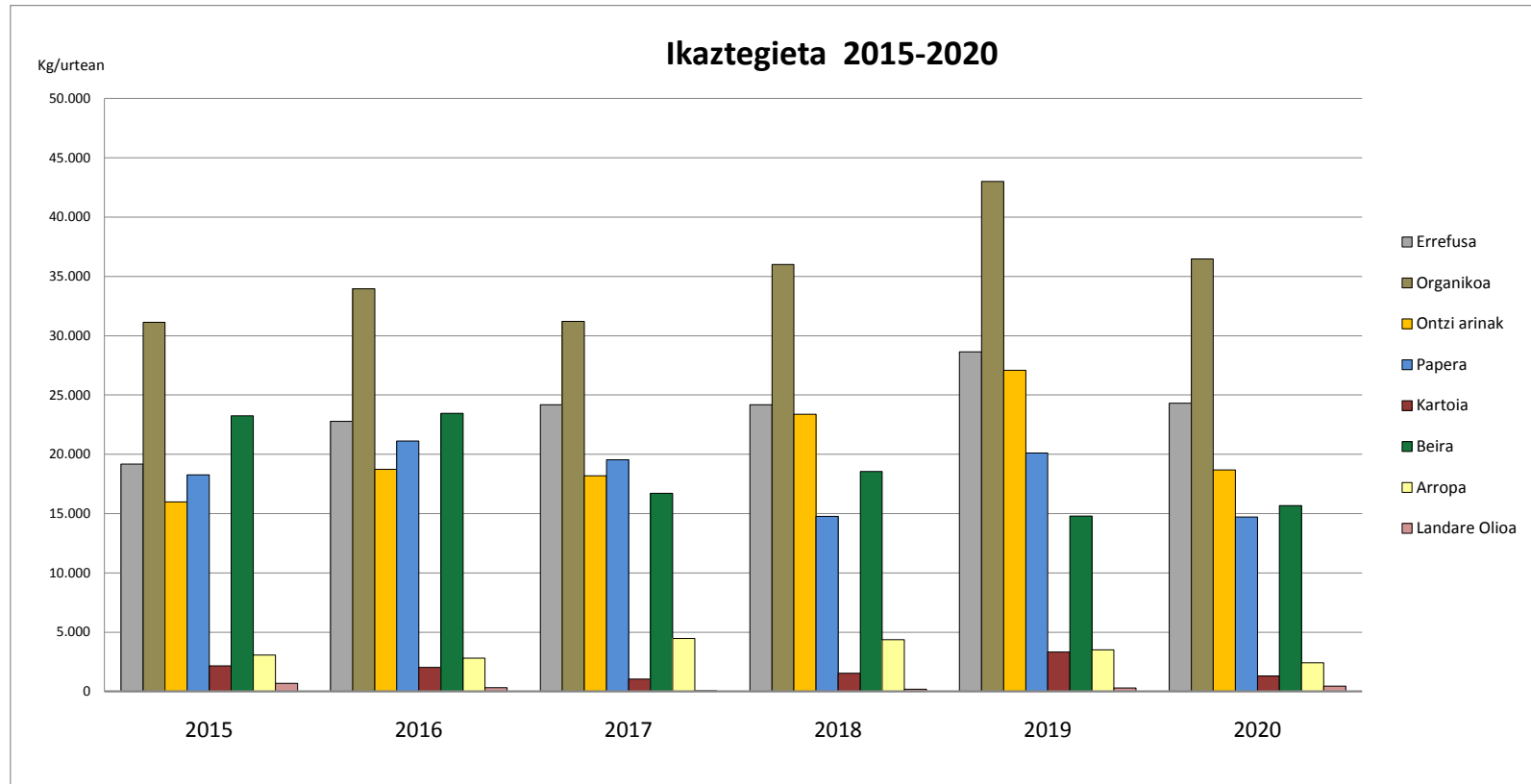


IKAZTEGIETA (2015-2020 Kg/Urtea)						
	2015	2016	2017	2018	2019	2020
Errefusa	41,31	46,77	49,63	49,57	58,68	50,77
Organikoa	67,10	69,72	64,08	73,80	88,12	76,16
Ontzi arinak	34,47	38,47	37,34	47,91	55,53	39,03
Papera	39,36	43,39	40,13	30,27	41,21	30,74
Kartota	4,66	4,16	2,15	3,14	6,83	2,72
Beira	50,13	48,17	34,33	38,03	30,32	32,74
Arropa	6,63	5,76	9,17	8,97	7,17	5,06
Landare Olioa	1,48	0,65	0,15	0,39	0,59	0,93

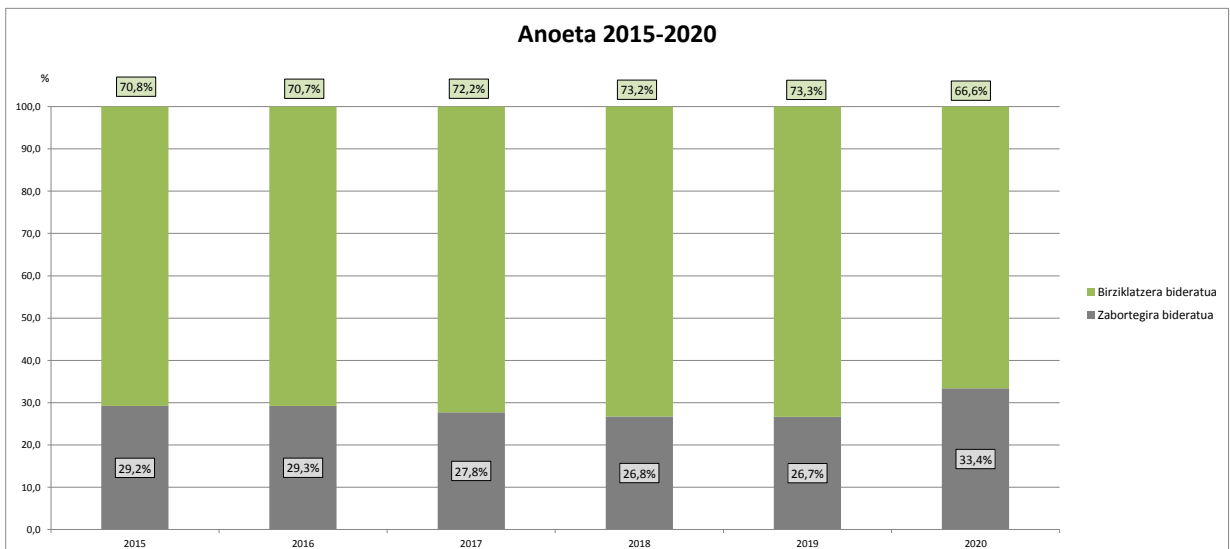
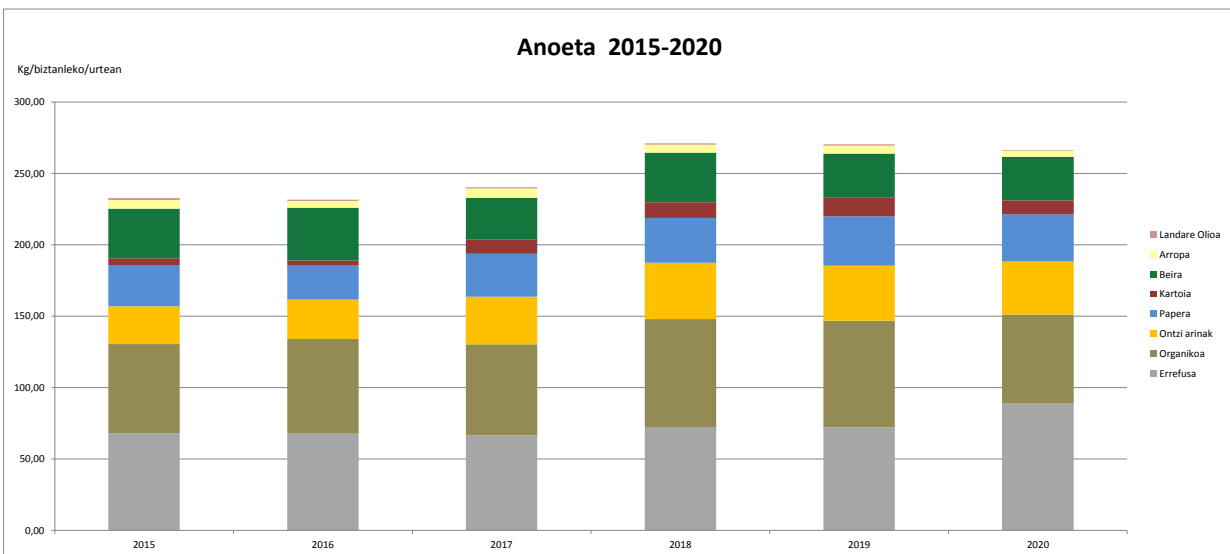
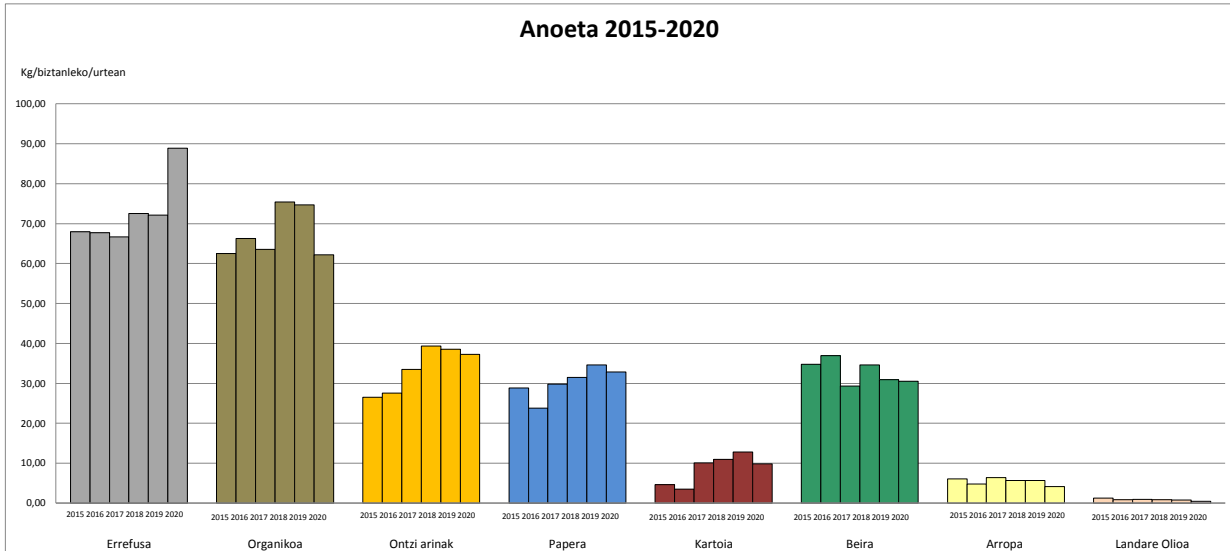


**IKAZTEGIETA: ETXE ETA KOMERTZIOETAKO HONDAKINEN SORRERAREN BILAKAERA (2015-2019)**  
**IKAZTEGIETA: RESIDUOS DOMICILIARIOS Y COMERCIALES GENERADOS EN 2019**

	2015	2016	2017	2018	2019	2020
Errefusa	19.168	22.778	24.172	24.191	28.638	24.321
Organikoa	31.133	33.954	31.205	36.015	43.004	36.481
Ontzi arinak	15.992	18.737	18.185	23.382	27.097	18.695
Papera	18.265	21.132	19.545	14.770	20.108	14.723
Kartoia	2.162	2.025	1.045	1.531	3.331	1.301
Beira	23.259	23.458	16.718	18.557	14.795	15.684
Arropa	3.074	2.806	4.464	4.375	3.501	2.424
Landare Olioia	685	315	75	189	289	447

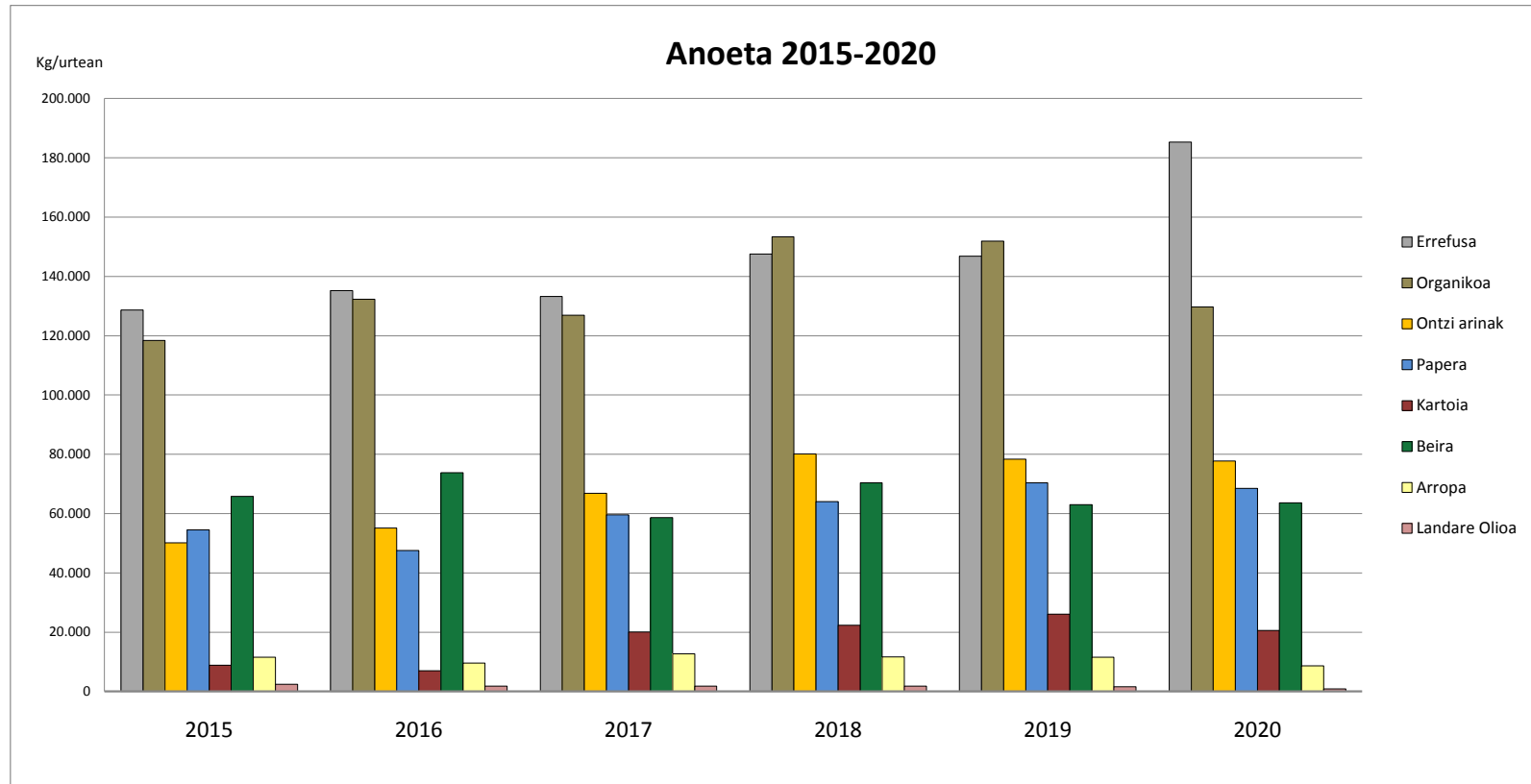


ANOETA (2015-2020 Kg/Urtea)						
	2015	2016	2017	2018	2019	2020
Errefusa	67,95	67,73	66,69	72,53	72,16	88,89
Organikoa	62,53	66,25	63,57	75,39	74,67	62,23
Ontzi arinak	26,51	27,60	33,47	39,38	38,52	37,28
Papera	28,82	23,82	29,84	31,50	34,62	32,88
Kartota	4,66	3,53	10,06	11,01	12,85	9,87
Beira	34,79	36,95	29,36	34,60	30,97	30,53
Arropa	6,10	4,78	6,38	5,72	5,66	4,13
Landare Olioa	1,28	0,90	0,93	0,88	0,77	0,44

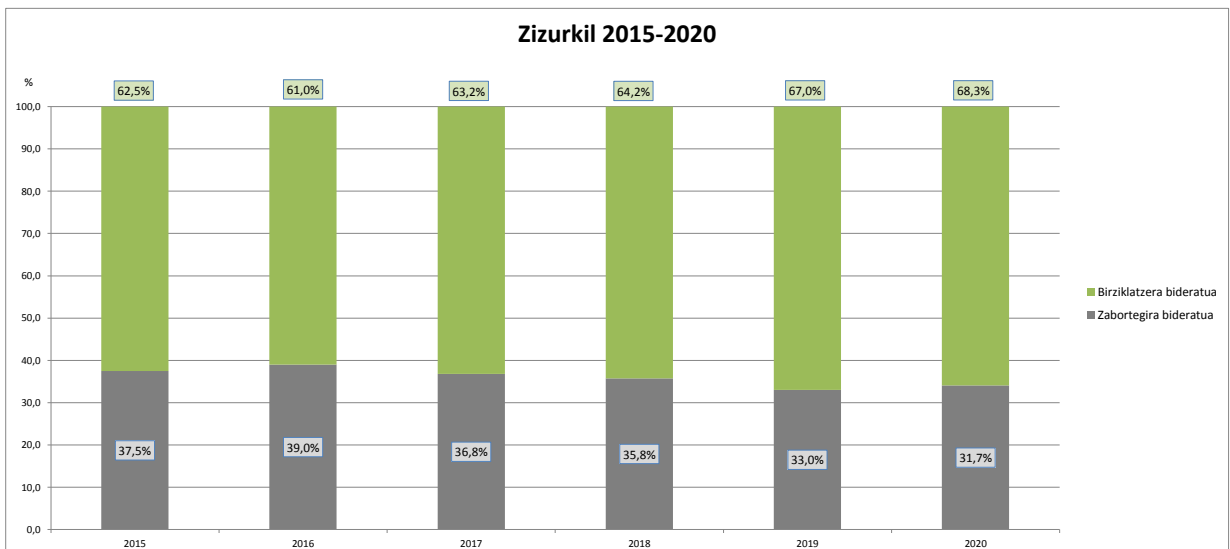
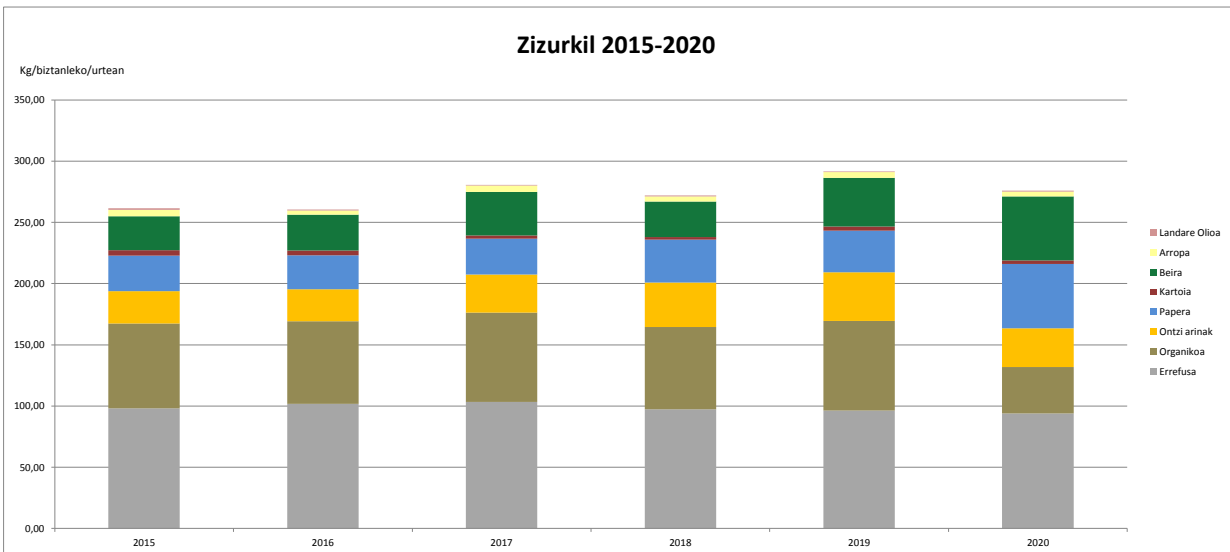
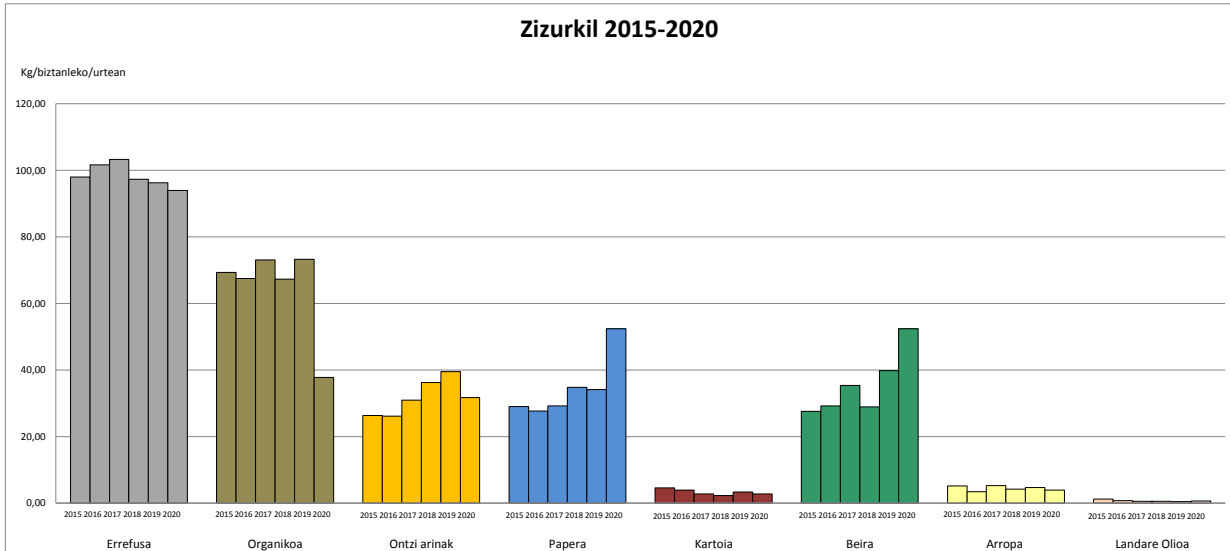


ANOETA: ETXE ETA KOMERTZIOETAKO HONDAKINEN SORRERAREN BILAKAERA (2015-2020)  
 ANOETA: RESIDUOS DOMICILIARIOS Y COMERCIALES GENERADOS EN 2020

	2015	2016	2017	2018	2019	2020
Errefusa	128.637	135.253	133.188	147.534	146.775	185.344
Organikoa	118.363	132.299	126.956	153.344	151.887	129.751
Ontzi arinak	50.183	55.115	66.833	80.104	78.355	77.721
Papera	54.559	47.559	59.594	64.073	70.418	68.560
Kartoia	8.817	7.050	20.084	22.398	26.136	20.573
Beira	65.863	73.783	58.628	70.386	62.987	63.658
Arropa	11.539	9.548	12.734	11.638	11.521	8.609
Landare Olioia	2.430	1.790	1.850	1.783	1.565	907

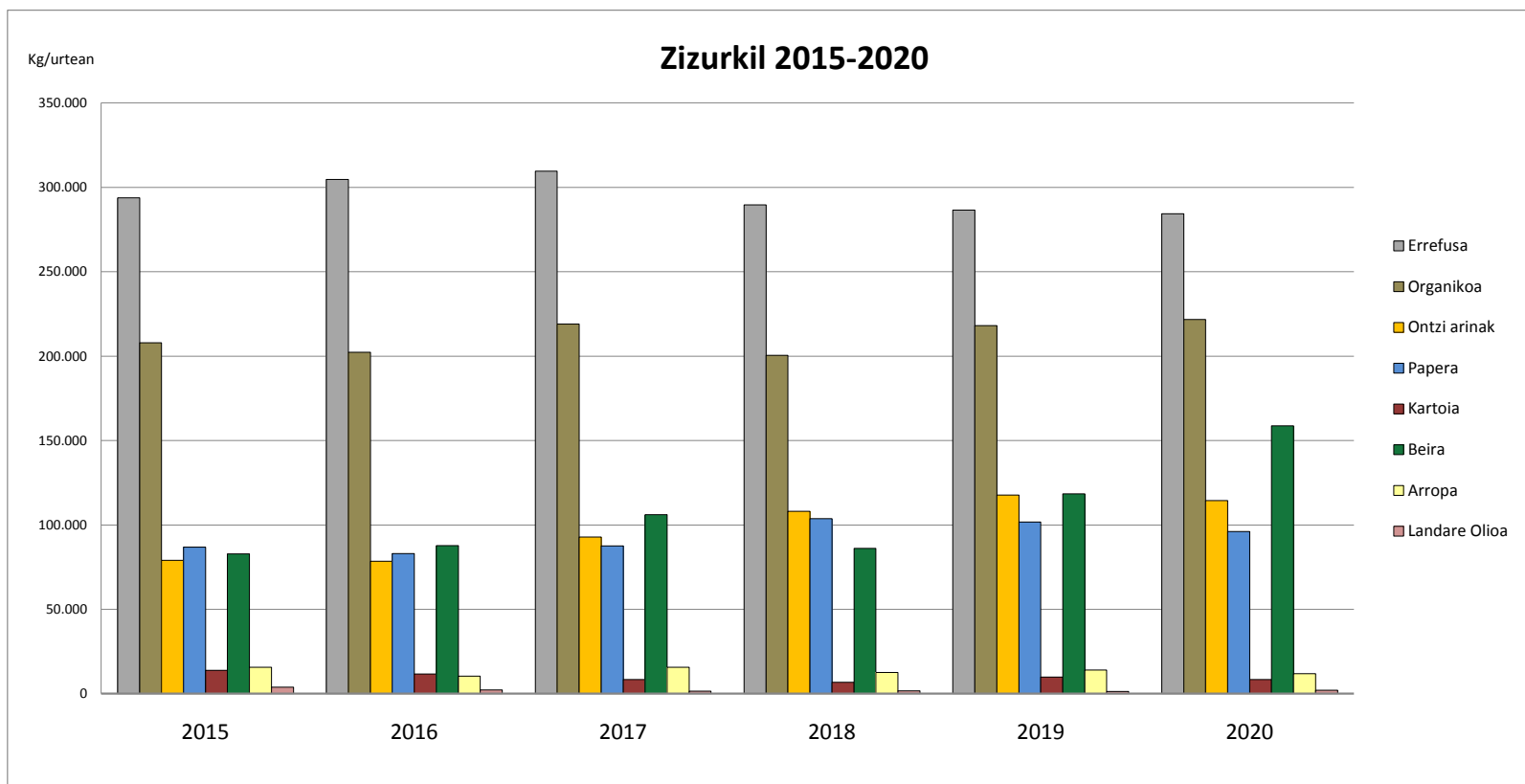


ZIZURKIL (2015-2020 Kg./Urtea)						
	2015	2016	2017	2018	2019	2020
Errefusa	98,01	101,64	103,31	97,29	96,28	93,99
Organikoa	69,37	67,51	73,07	67,36	73,28	37,82
Ontzi arinak	26,38	26,20	30,96	36,30	39,55	31,77
Papera	28,99	27,70	29,24	34,86	34,16	52,45
Kartoia	4,66	3,94	2,81	2,29	3,33	2,81
Beira	27,63	29,27	35,40	28,97	39,79	52,45
Arropa	5,21	3,46	5,24	4,26	4,72	3,95
Landare Olioa	1,27	0,75	0,54	0,57	0,45	0,71



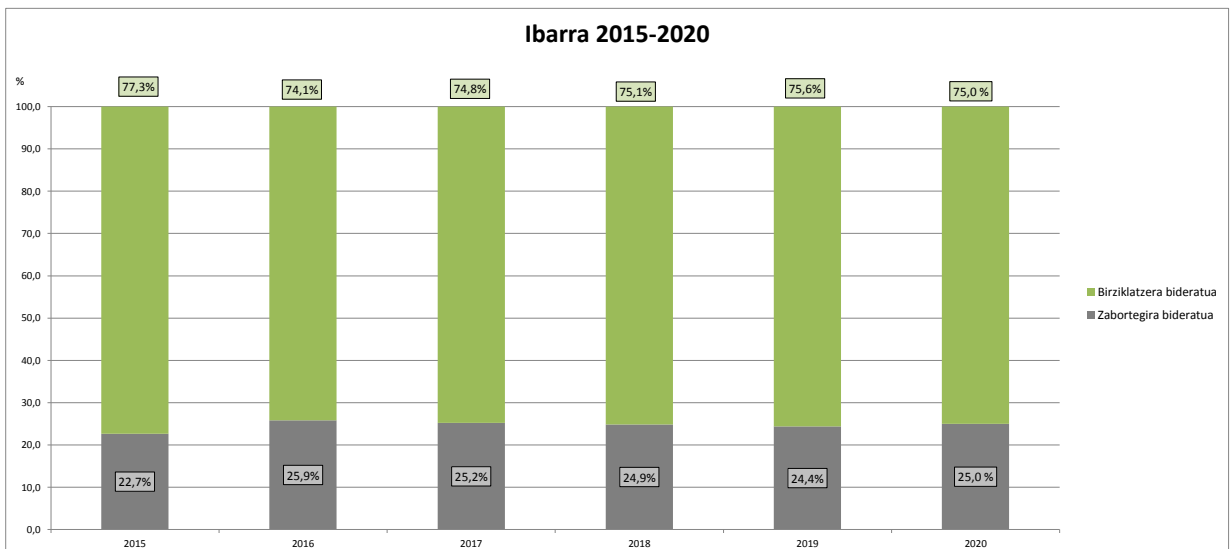
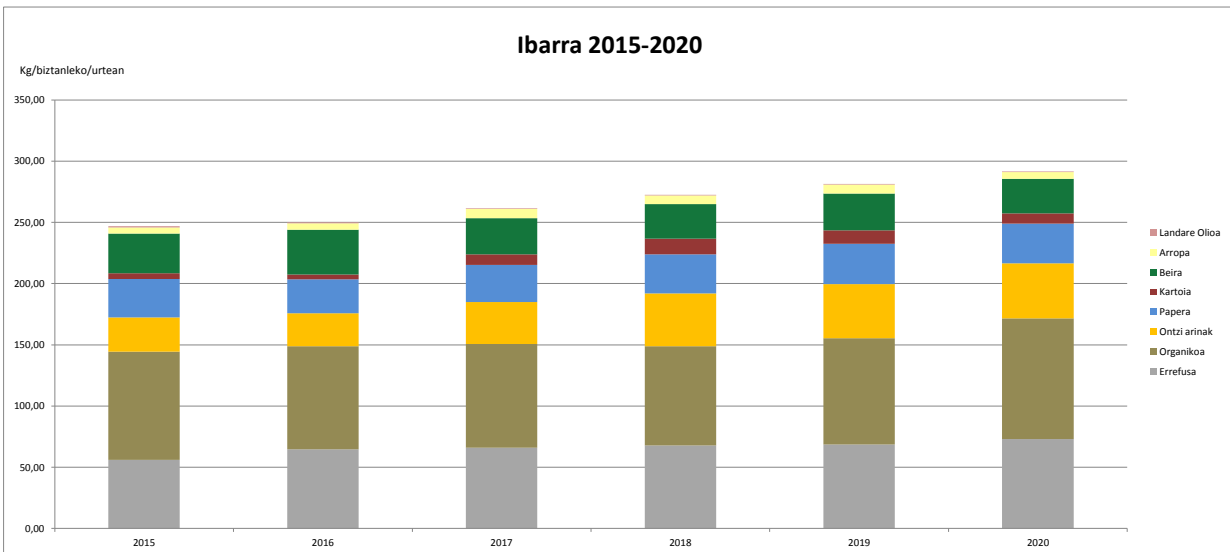
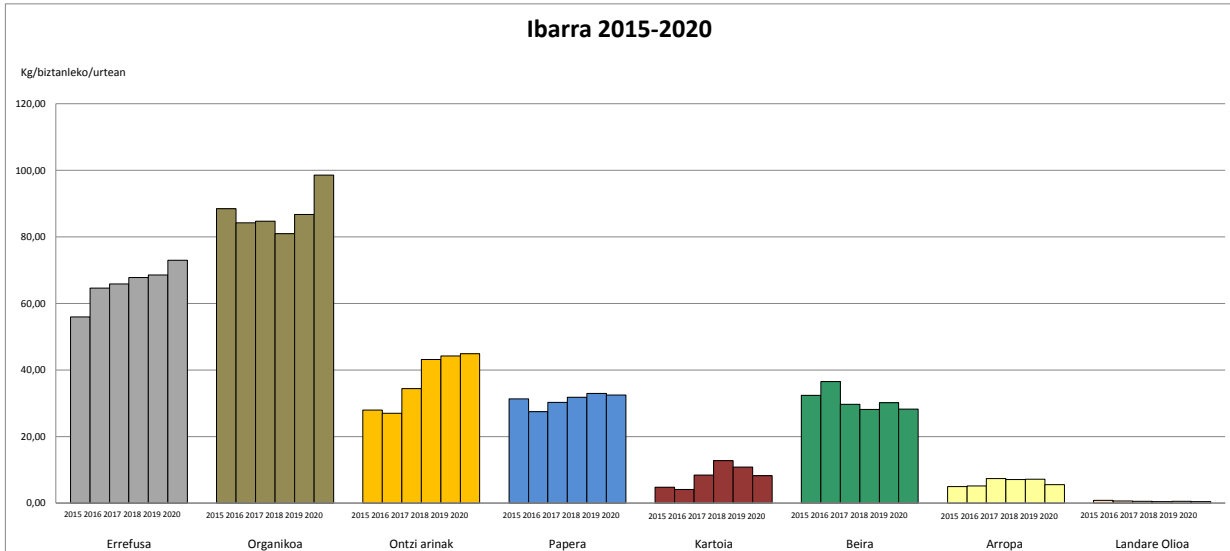
ZIZURKIL: ETXE ETA KOMERTZIOETAKO HONDAKINEN SORRERAREN BILAKAERA (2015-2019)  
 ZIZURKIL: RESIDUOS DOMICILIARIOS Y COMERCIALES GENERADOS EN 2019

	2015	2016	2017	2018	2019	2020
Errefusa	293.723	304.610	309.632	289.529	286.543	284.330
Organikoa	207.901	202.327	219.004	200.456	218.083	221.819
Ontzi arinak	79.047	78.507	92.774	108.016	117.700	114.401
Papera	86.896	83.014	87.640	103.741	101.655	96.093
Kartoia	13.959	11.795	8.427	6.818	9.913	8.491
Beira	82.822	87.732	106.094	86.217	118.423	158.672
Arropa	15.614	10.373	15.709	12.688	14.039	11.950
Landare Olioia	3.815	2.245	1.630	1.693	1.339	2.136



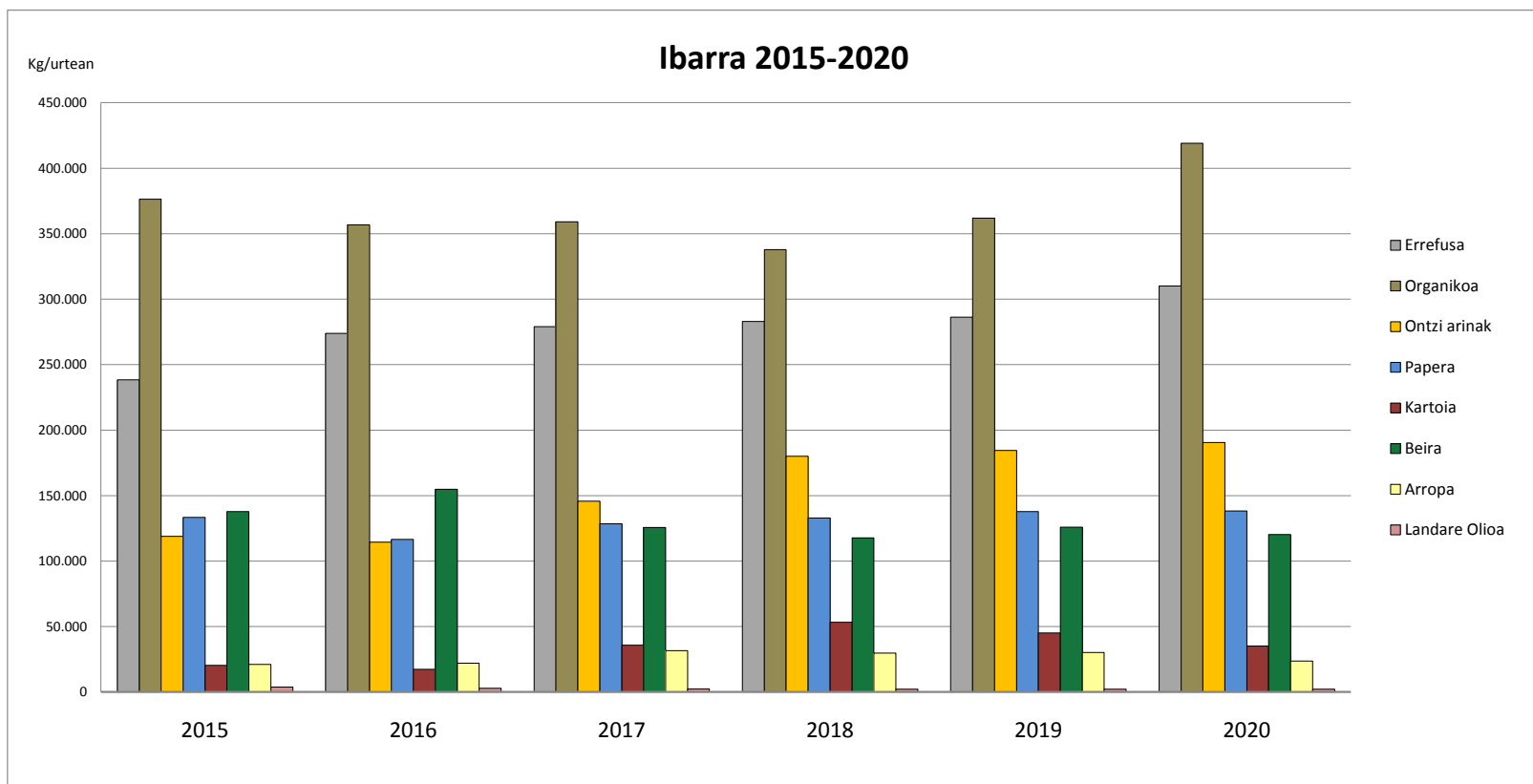


IBARRA (2015-2020 Kg/Urtea)						
	2015	2016	2017	2018	2019	2020
Errefusa	56,01	64,61	65,87	67,81	68,60	72,99
Organikoa	88,44	84,22	84,75	80,96	86,72	98,63
Ontzi arinak	27,95	26,99	34,38	43,16	44,22	44,87
Papera	31,36	27,54	30,30	31,87	33,03	32,55
Kartota	4,79	4,13	8,45	12,79	10,85	8,25
Beira	32,40	36,55	29,69	28,22	30,18	28,30
Arropa	4,97	5,20	7,45	7,14	7,23	5,59
Landare Olioa	0,88	0,71	0,58	0,52	0,56	0,52

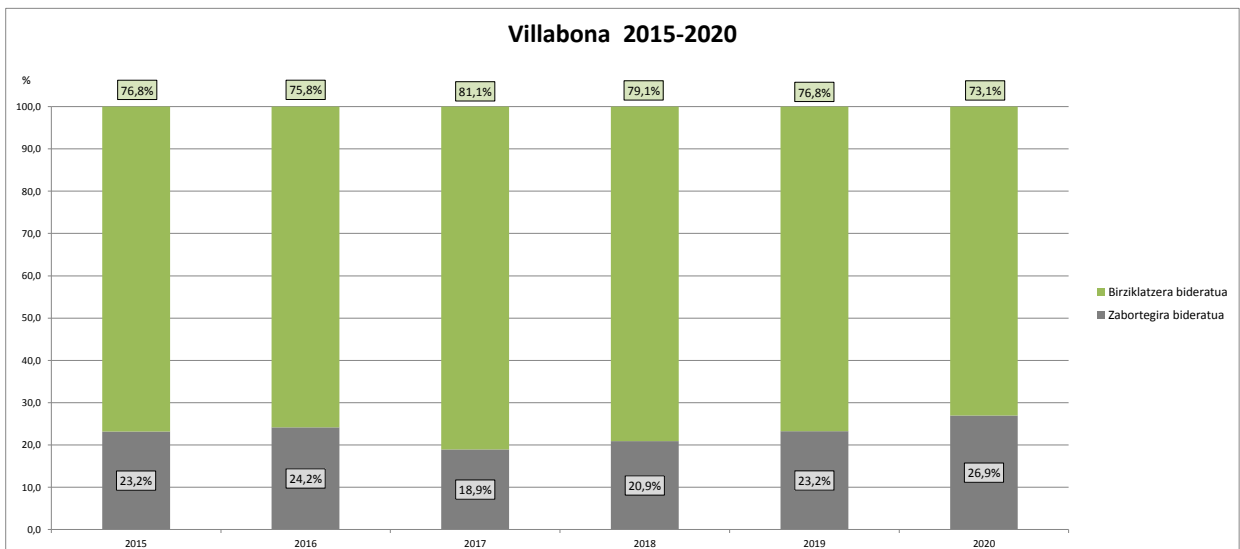
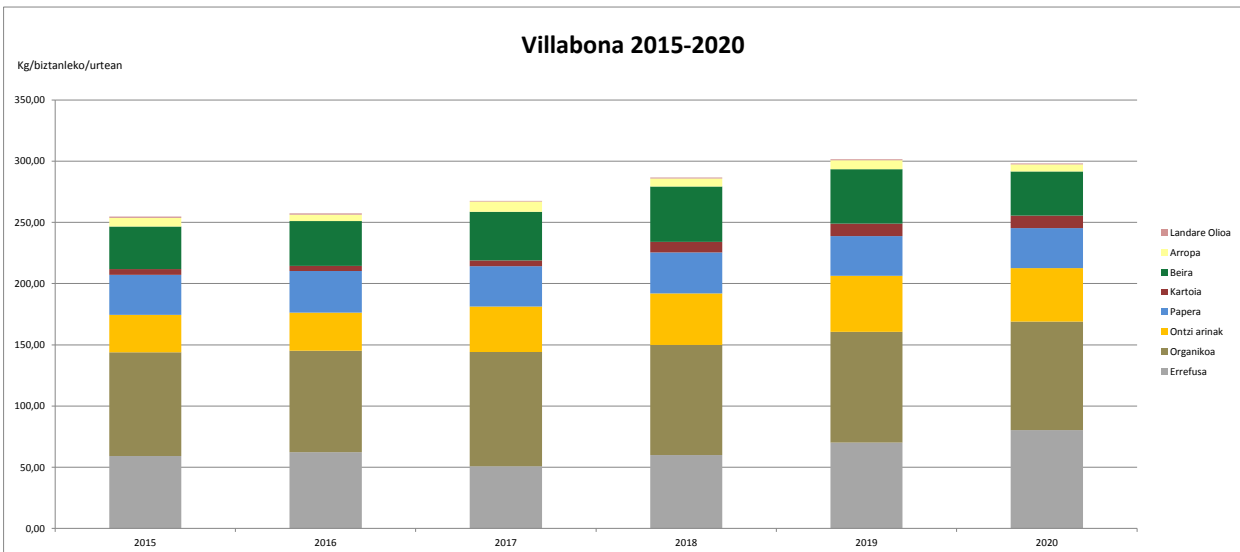
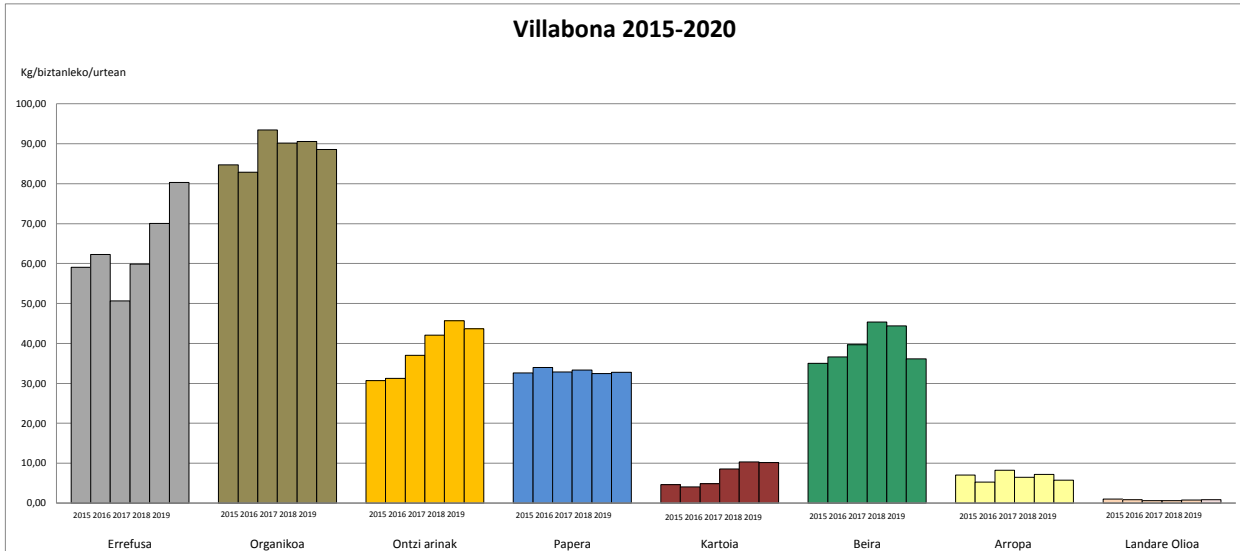


IBARRA: ETXE ETA KOMERTZIOETAKO HONDAKINEN SORRERAREN BILAKAERA (2015-2020)  
 IBARRA: RESIDUOS DOMICILIARIOS Y COMERCIALES GENERADOS EN 2020

	2015	2016	2017	2018	2019	2020
Errefusa	238.360	273.770	279.106	282.901	286.195	310.047
Organikoa	376.400	356.840	359.080	337.750	361.815	418.976
Ontzi arinak	118.960	114.360	145.673	180.052	184.474	190.610
Papera	133.450	116.670	128.398	132.945	137.806	138.262
Kartoia	20.398	17.483	35.818	53.370	45.270	35.036
Beira	137.875	154.870	125.782	117.744	125.929	120.209
Arropa	21.161	22.027	31.545	29.794	30.144	23.738
Landare Olioia	3.765	3.005	2.465	2.159	2.324	2.209

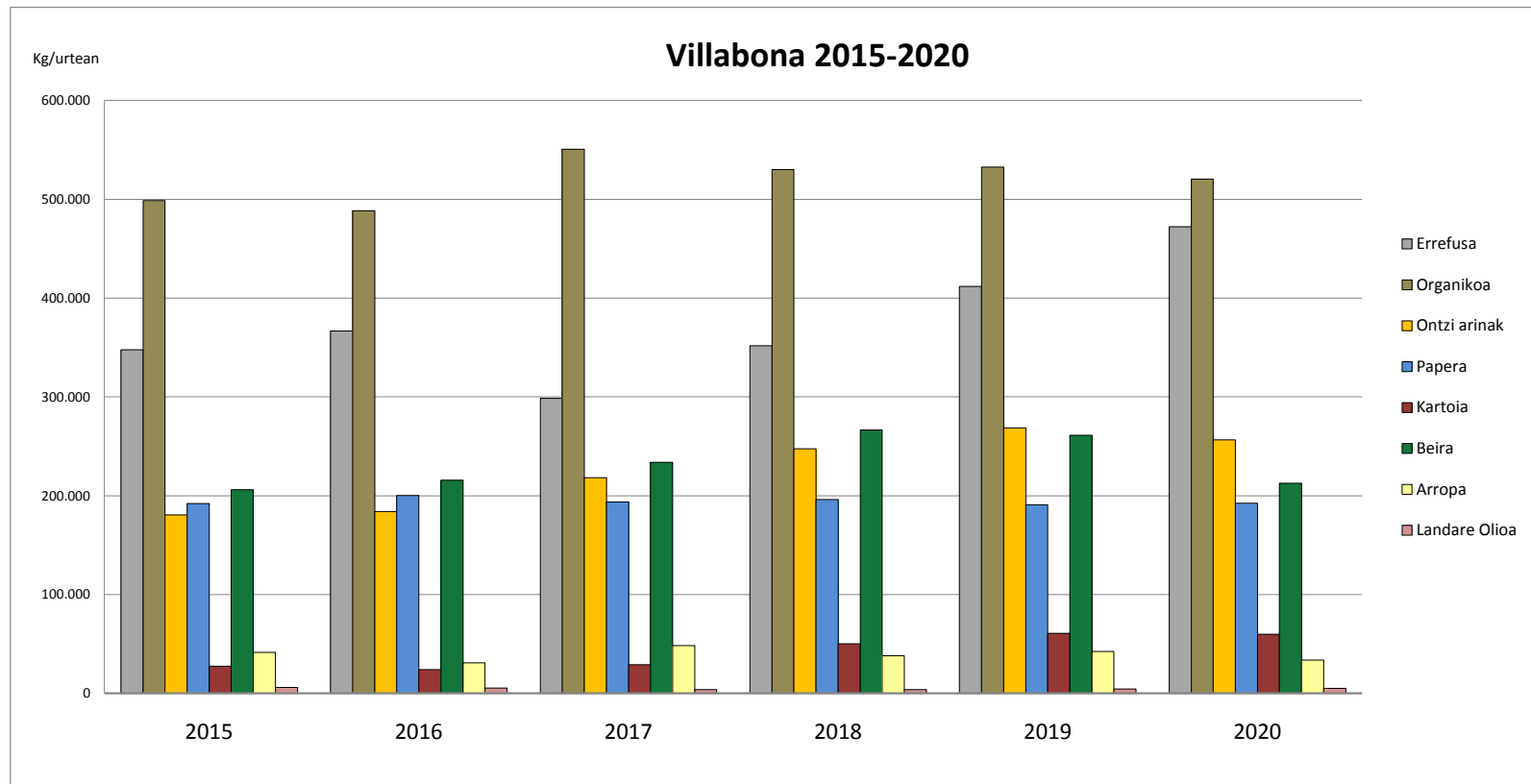


VILLABONA (2015-2020 Kg/Urtea)						
	2015	2016	2017	2018	2019	2020
Errefusa	59,05	62,25	50,66	59,84	70,02	80,34
Organikoa	84,72	82,89	93,48	90,14	90,56	88,55
Ontzi arinak	30,66	31,25	37,06	42,10	45,69	43,64
Papera	32,64	33,99	32,89	33,37	32,48	32,74
Kartota	4,66	4,11	4,91	8,55	10,36	10,19
Beira	35,03	36,65	39,70	45,34	44,40	36,18
Arropa	7,03	5,26	8,24	6,49	7,21	5,77
Landare Olioa	1,05	0,91	0,67	0,67	0,76	0,85

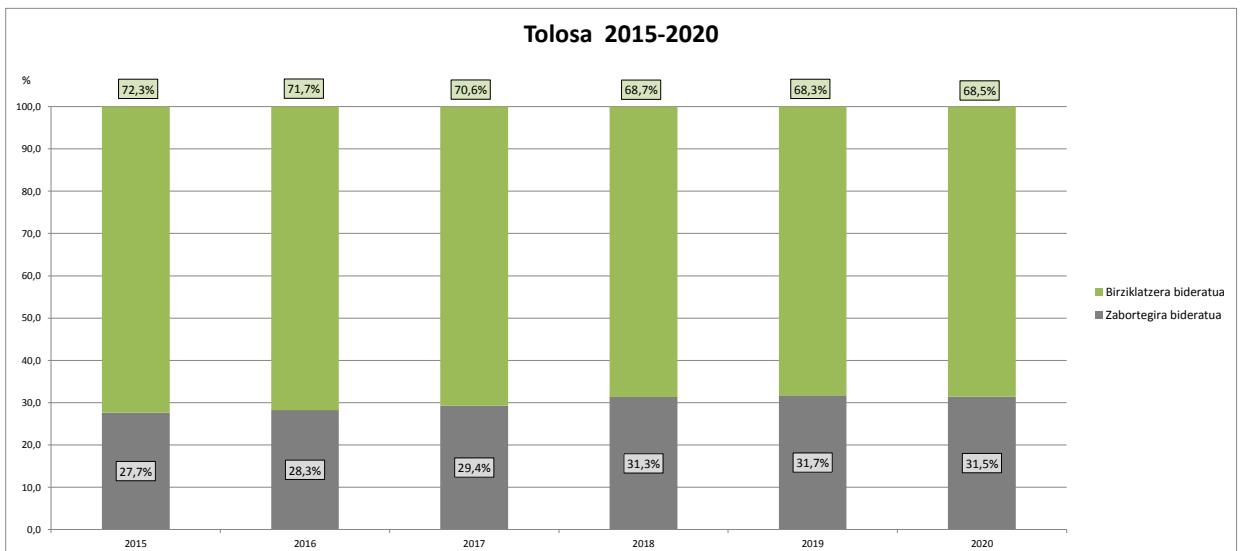
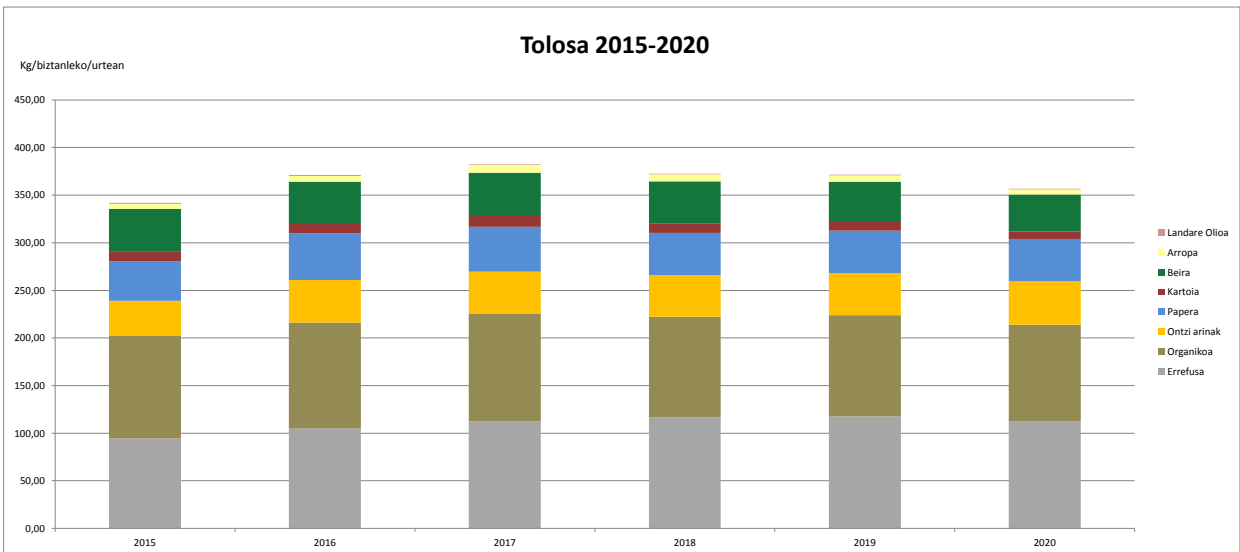
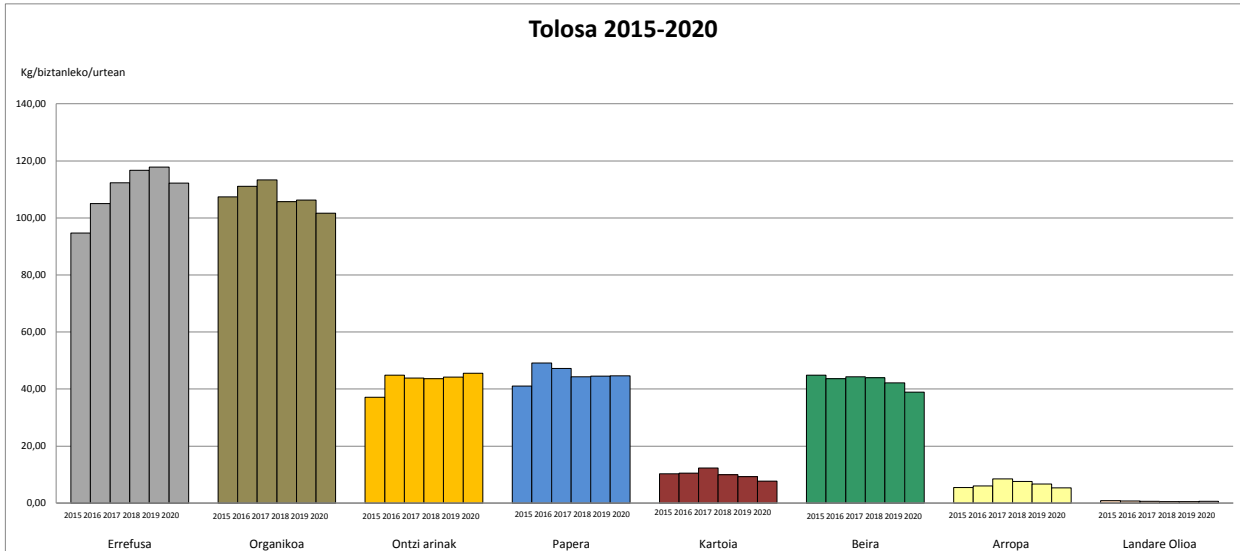


VILLABONA: ETXE ETA KOMERTZIOETAKO HONDAKINEN SORRERAREN BILAKAERA (2015-2019)  
 VILLABONA: RESIDUOS DOMICILIARIOS Y COMERCIALES GENERADOS EN 2019

	2015	2016	2017	2018	2019	2020
Errefusa	347.680	366.700	298.430	351.920	411.776	472.068
Organikoa	498.820	488.315	550.710	530.095	532.589	520.326
Ontzi arinak	180.510	184.075	218.332	247.592	268.719	256.425
Papera	192.155	200.209	193.762	196.259	191.016	192.373
Kartoia	27.431	24.202	28.946	50.276	60.899	59.880
Beira	206.237	215.898	233.886	266.624	261.091	212.571
Arropa	41.399	30.987	48.522	38.194	42.378	33.890
Landare Olioa	6.155	5.335	3.945	3.967	4.486	4.991

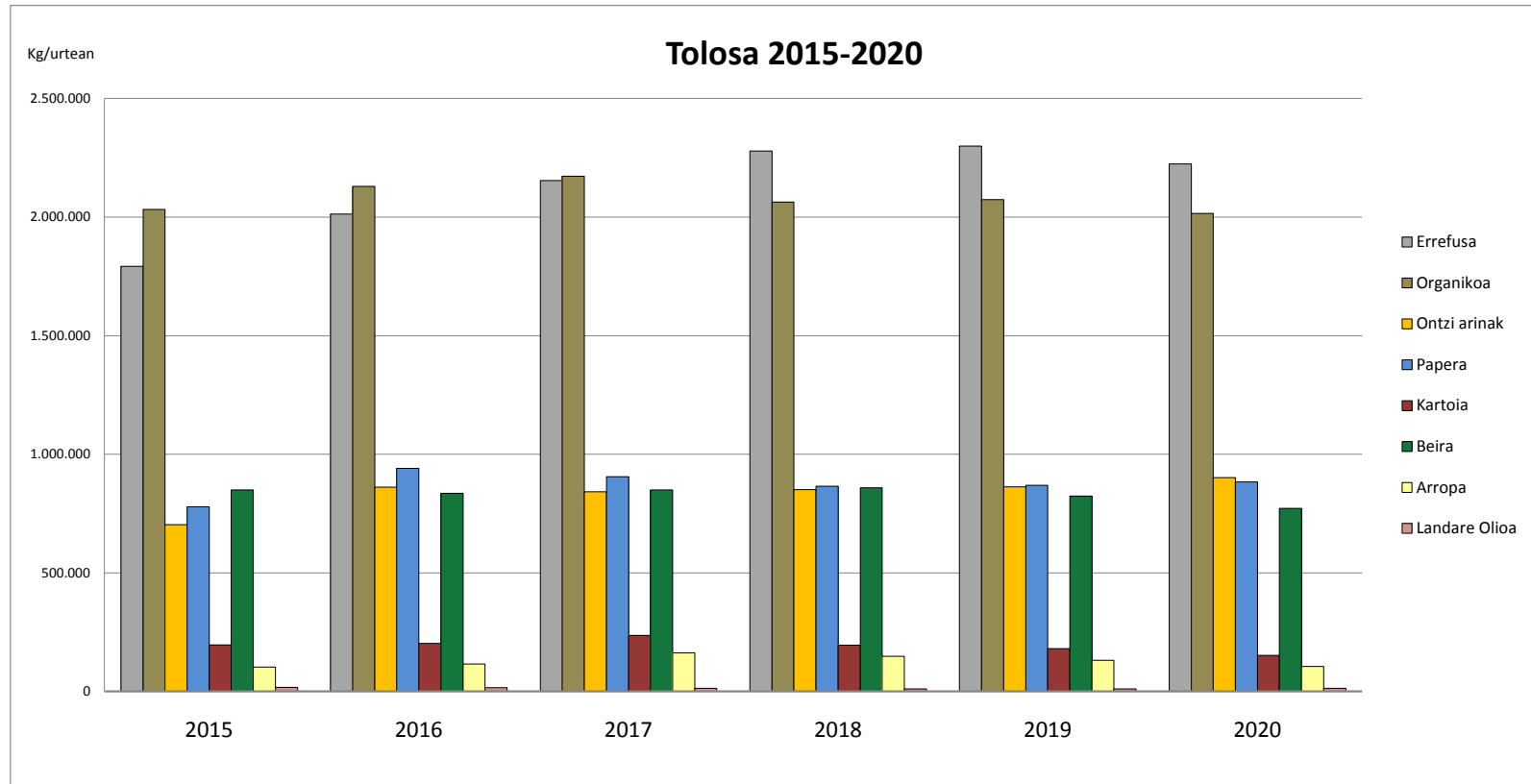


TOLOSA (2015-2020 Kg/Urtea)						
	2015	2016	2017	2018	2019	2020
Errefusa	94,67	104,99	112,32	116,69	117,77	112,25
Organikoa	107,35	111,10	113,32	105,71	106,23	101,70
Ontzi arinak	37,17	44,90	43,91	43,62	44,16	45,53
Papera	41,10	49,09	47,23	44,31	44,50	44,61
Kartota	10,36	10,56	12,32	10,00	9,27	7,68
Beira	44,88	43,61	44,32	44,02	42,21	38,98
Arropa	5,46	6,03	8,51	7,59	6,73	5,33
Landare Olioa	0,91	0,81	0,72	0,59	0,59	0,69

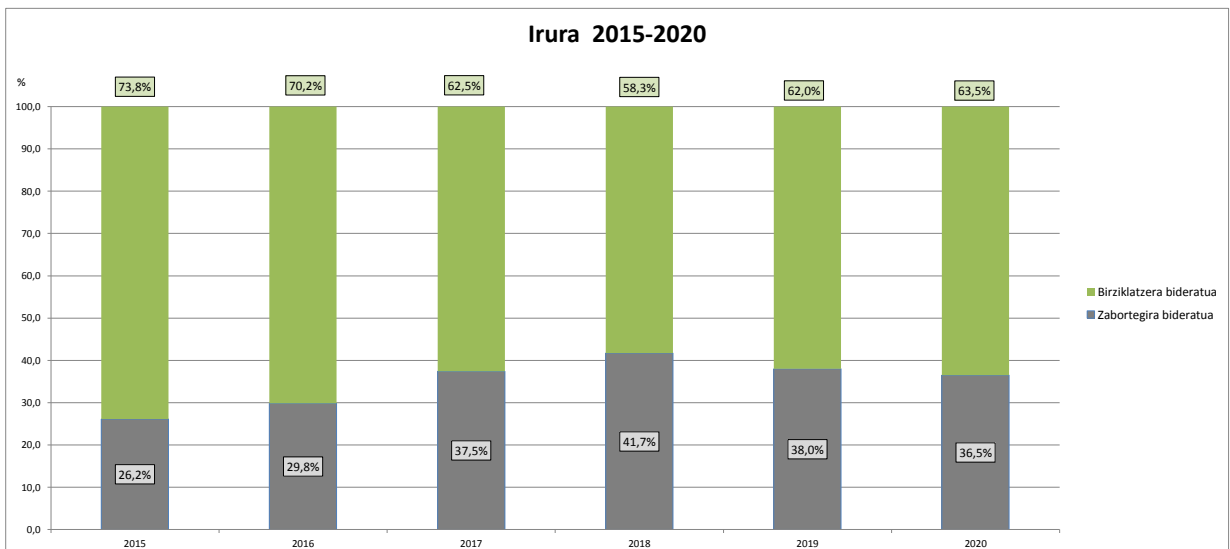
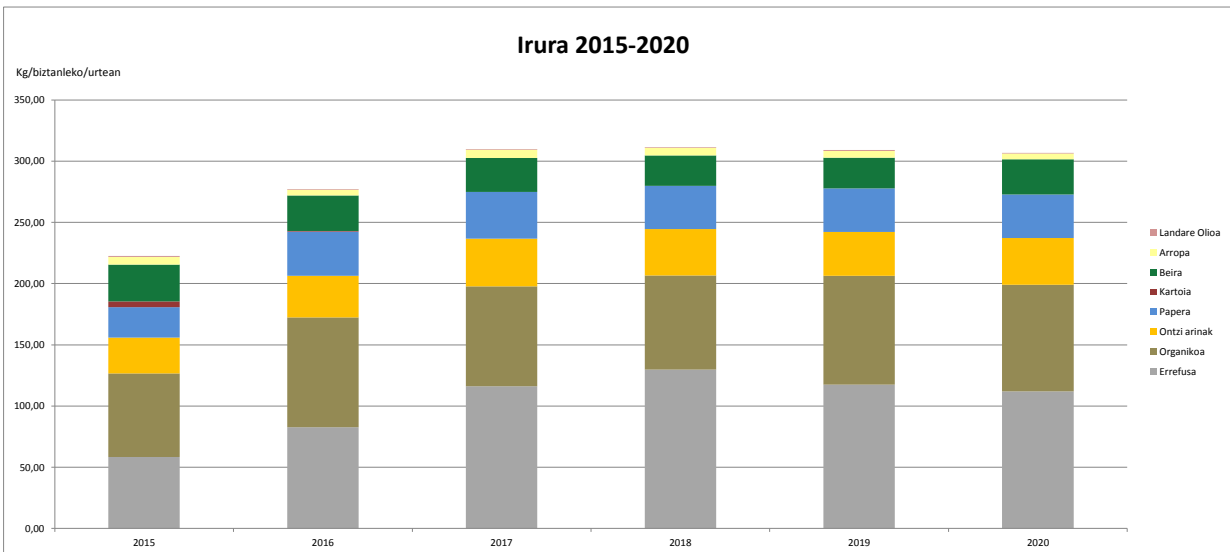
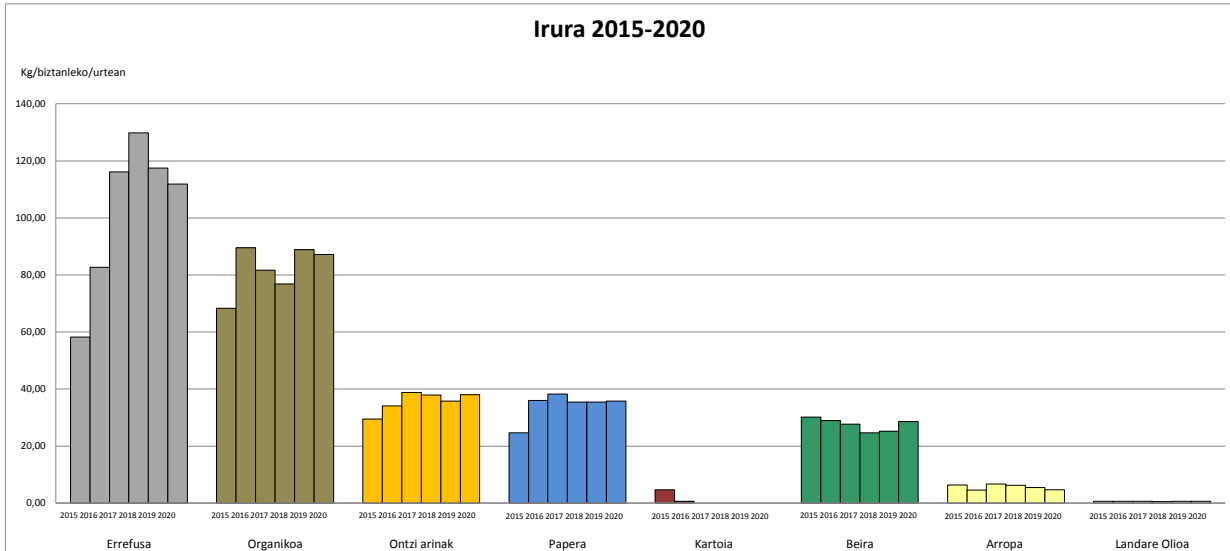


TOLOSA: ETXE ETA KOMERTZIOETAKO HONDAKINEN SORRERAREN BILAKAERA (2015-2020)  
 TOLOSA: RESIDUOS DOMICILIARIOS Y COMERCIALES GENERADOS EN 2020

	2015	2016	2017	2018	2019	2020
Errefusa	1.792.710	2.013.140	2.153.670	2.278.290	2.299.528	2.224.330
Organikoa	2.032.860	2.130.290	2.172.980	2.064.030	2.074.155	2.015.384
Ontzi arinak	703.920	861.036	841.980	851.646	862.259	902.167
Papera	778.347	941.222	905.695	865.175	868.807	883.977
Kartoia	196.240	202.483	236.250	195.215	181.030	152.178
Beira	849.828	836.174	849.920	859.400	824.119	772.440
Arropa	103.330	115.651	163.191	148.138	131.463	105.711
Landare Olioia	17.170	15.610	13.810	11.559	11.616	13.766

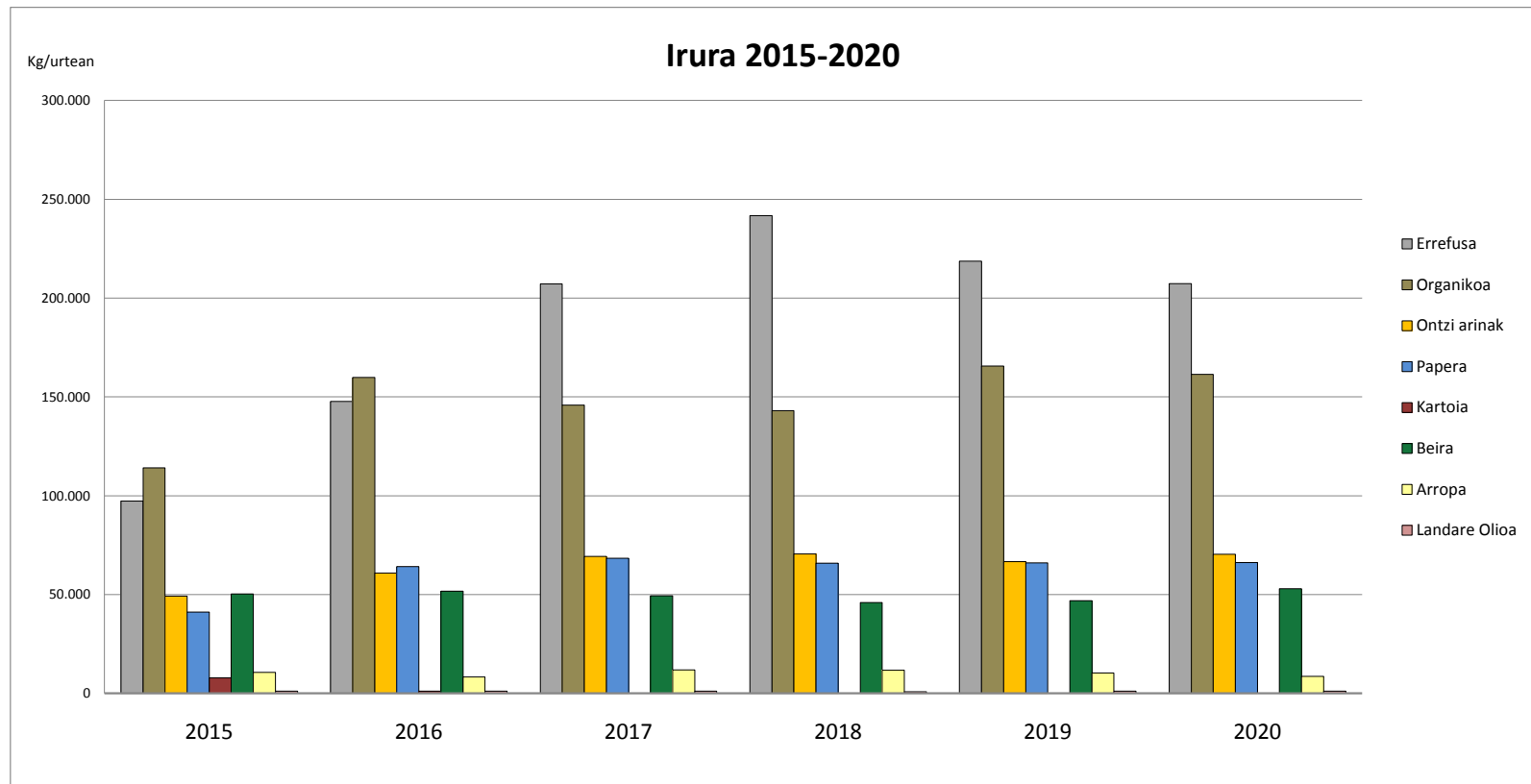


IRURA (2015-2020 Kg/Urtea)						
	2015	2016	2017	2018	2019	2020
Errefusa	58,24	82,73	116,09	129,82	117,48	111,92
Organikoa	68,32	89,54	81,70	76,80	88,92	87,19
Ontzi arinak	29,45	34,10	38,87	37,90	35,81	38,03
Papera	24,66	35,98	38,30	35,41	35,45	35,76
Kartota	4,66	0,63	0,00	0,00	0,00	0,00
Beira	30,14	28,99	27,70	24,65	25,23	28,64
Arropa	6,35	4,63	6,71	6,30	5,53	4,67
Landare Olioa	0,69	0,67	0,62	0,50	0,61	0,66



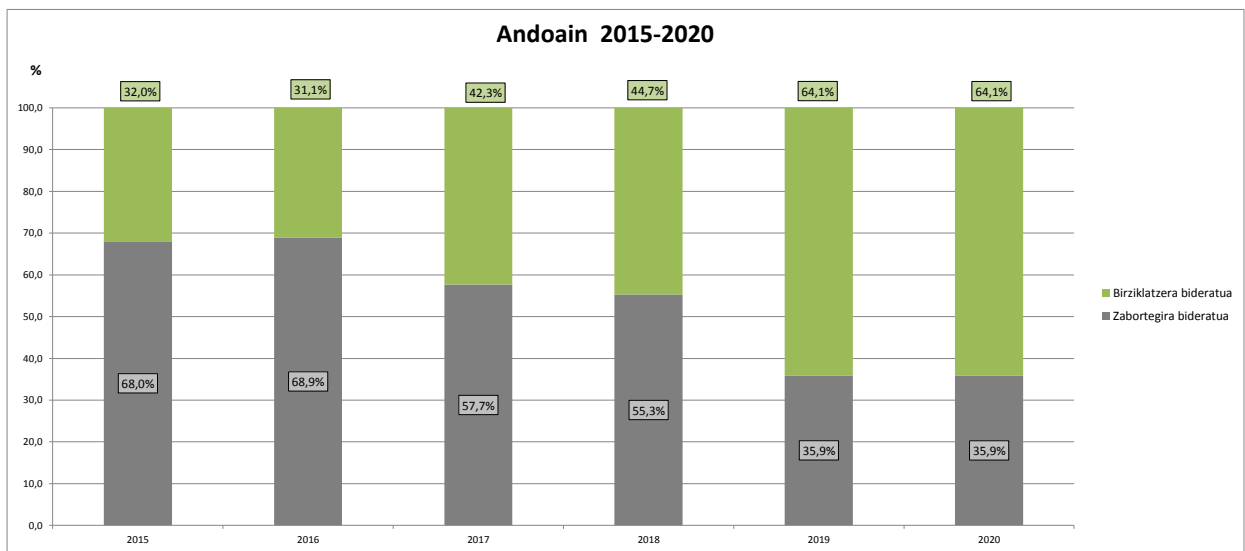
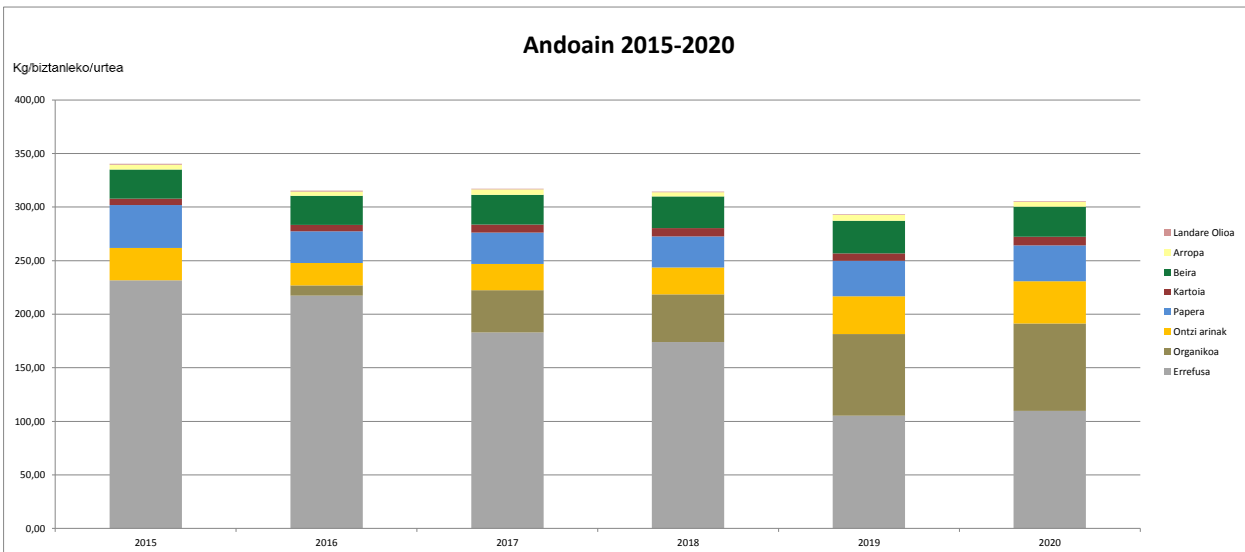
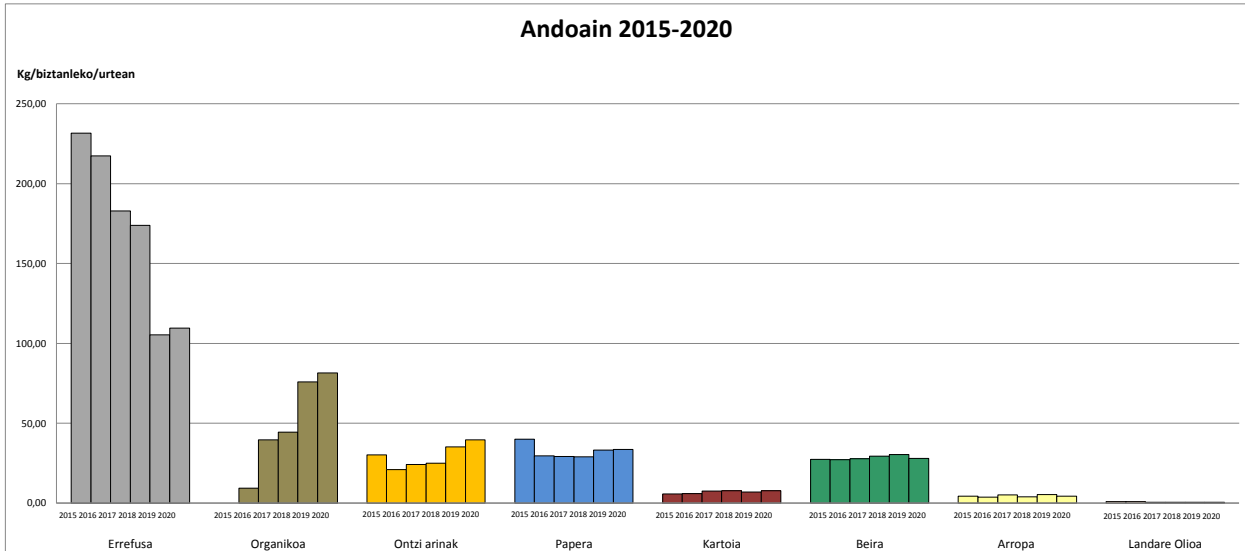
IRURA: ETXE ETA KOMERTZIOETAKO HONDAKINEN SORRERAREN BILAKAERA (2015-2020)  
 IRURA: RESIDUOS DOMICILIARIOS Y COMERCIALES GENERADOS EN 2020

	2015	2016	2017	2018	2019	2020
Errefusa	97.317	147.667	207.224	241.719	218.743	207.276
Organikoa	114.156	159.834	145.840	143.010	165.564	161.473
Ontzi arinak	49.210	60.870	69.382	70.578	66.681	70.426
Papera	41.205	64.220	68.359	65.931	66.004	66.223
Kartoia	7.786	1.133	0	0	0	
Beira	50.361	51.751	49.440	45.902	46.983	53.038
Arropa	10.604	8.269	11.976	11.725	10.294	8.640
Landare Olioa	1.150	1.200	1.110	927	1.134	1.218



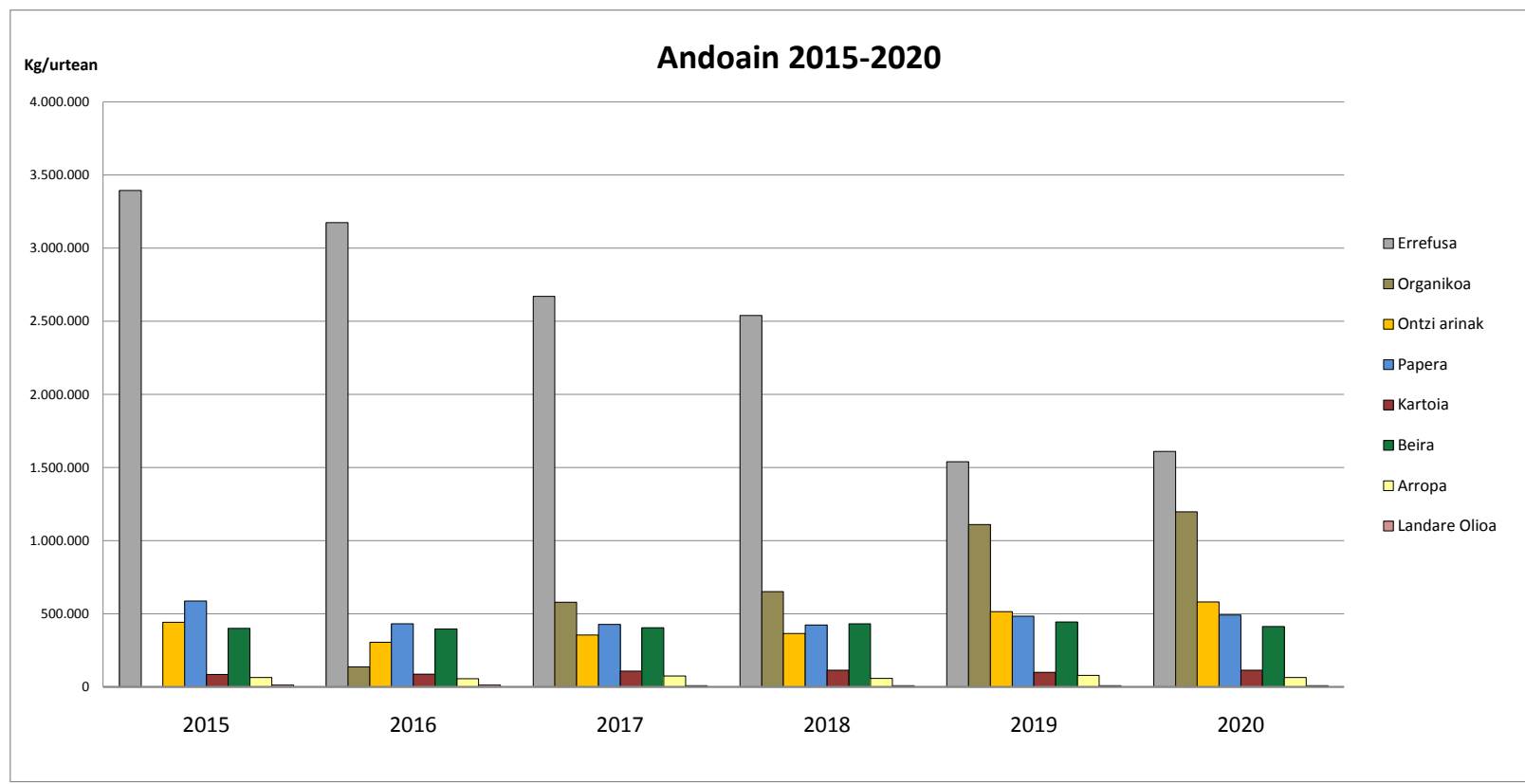


ANDOAIN (2015-2020 Kg/Urtea)						
	2015	2016	2017	2018	2019	2020
Errefusa	231,61	217,32	182,84	173,85	105,39	109,69
Organikoa	0,00	9,47	39,62	44,57	76,01	81,49
Ontzi arinak	30,17	20,98	24,32	25,06	35,21	39,57
Papera	40,13	29,55	29,26	29,02	33,18	33,57
Kartoia	5,82	6,00	7,50	7,82	6,92	7,86
Beira	27,35	27,15	27,75	29,53	30,42	28,12
Arropa	4,44	3,84	5,17	4,08	5,50	4,49
Landare Olioa	0,89	0,96	0,60	0,63	0,64	0,66

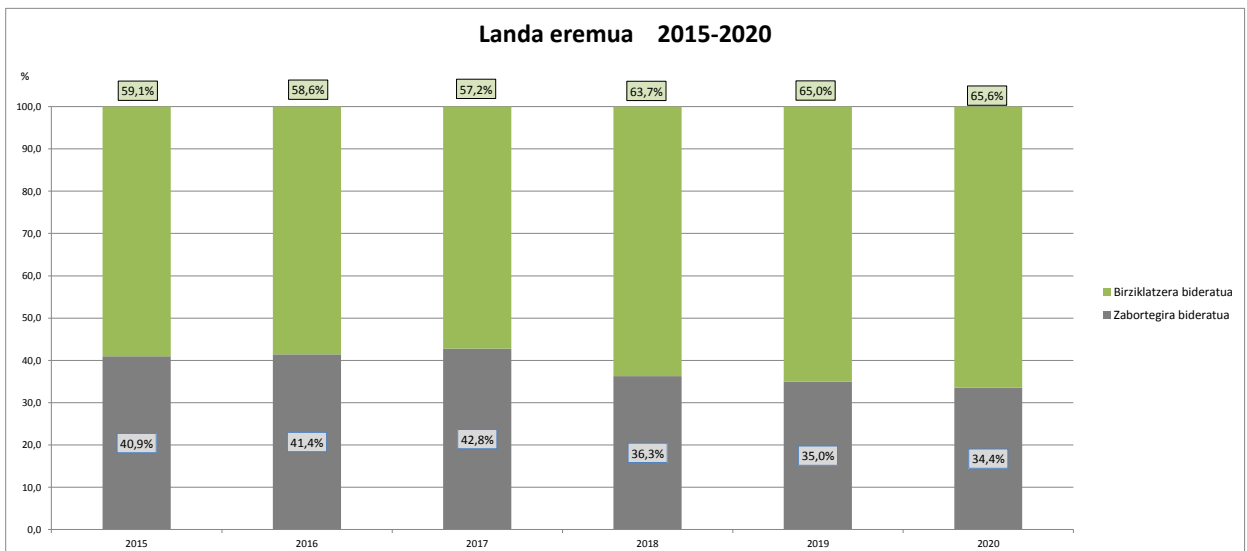
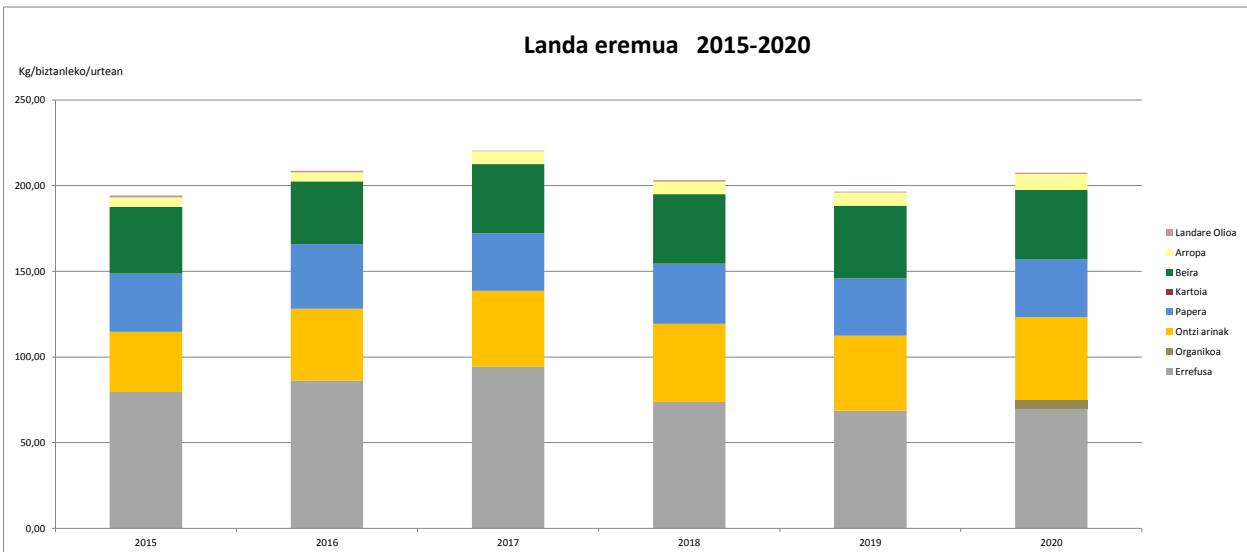
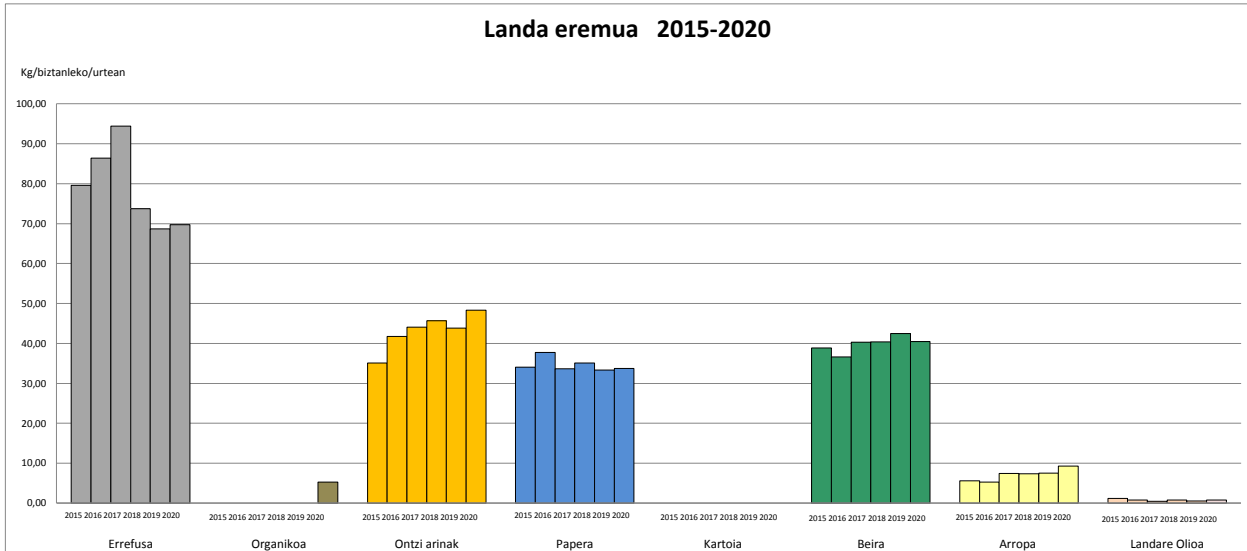


ANDOAIN: ETXE ETA KOMERTZIOETAKO HONDAKINEN SORRERAREN BILAKAERA (2015-2020)  
 ANDOAIN: RESIDUOS DOMICILIARIOS Y COMERCIALES GENERADOS EN 2020

	2015	2016	2017	2018	2019	2020
Errefusa	3.394.180	3.175.680	2.671.840	2.541.290	1.540.550	1.611.475
Organikoa	0	138.375	578.990	651.505	1.111.122	1.197.219
Ontzi arinak	442.140	306.509	355.357	366.363	514.744	581.320
Papera	588.034	431.829	427.623	424.148	485.035	493.228
Kartoia	85.220	87.751	109.601	114.295	101.200	115.530
Beira	400.840	396.799	405.507	431.641	444.618	413.159
Arropa	65.123	56.186	75.591	59.712	80.326	65.915
Landare Olioia	13.010	14.024	8.810	9.267	9.397	9.649

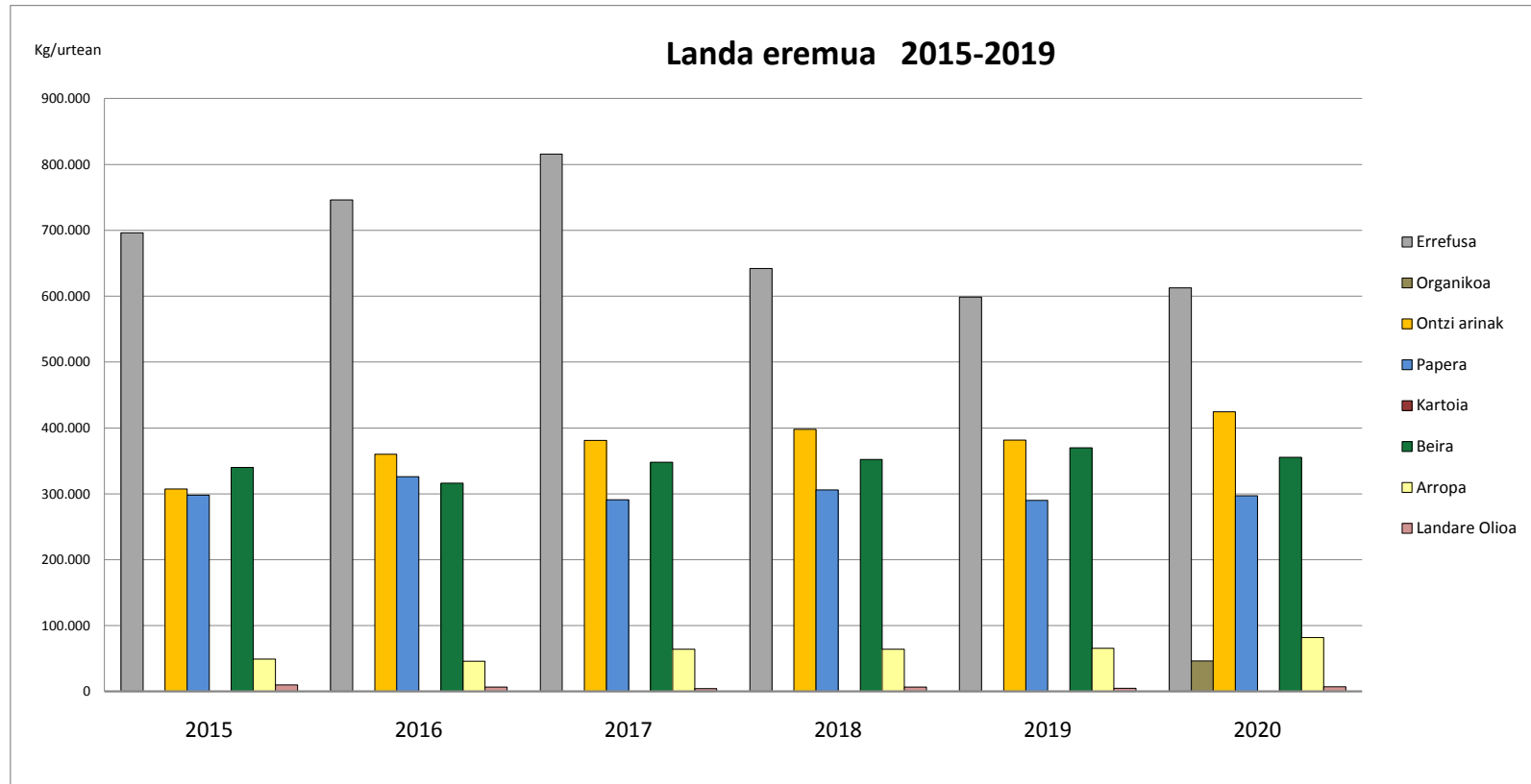


LANDA EREMUA (2015-2020 Kg/Urtea)						
	2015	2016	2017	2018	2019	2020
Errefusa	79,55	86,39	94,43	73,74	68,72	69,69
Organikoa	0,00	0,00	0,00	0,00	0,00	5,28
Ontzi arinak	35,12	41,72	44,12	45,67	43,83	48,29
Papera	34,05	37,75	33,69	35,14	33,31	33,77
Kartoia	0,00	0,00	0,00	0,00	0,00	0,00
Beira	38,84	36,60	40,31	40,43	42,46	40,44
Arropa	5,61	5,31	7,46	7,40	7,56	9,29
Landare Olioa	1,17	0,81	0,51	0,80	0,58	0,82



LANDA EREMUA: ETXE ETA KOMERTZIOETAKO HONDAKINEN SORRERAREN BILAKAERA (2015-2020)  
 LANDA EREMUA: RESIDUOS DOMICILIARIOS Y COMERCIALES GENERADOS EN 2020

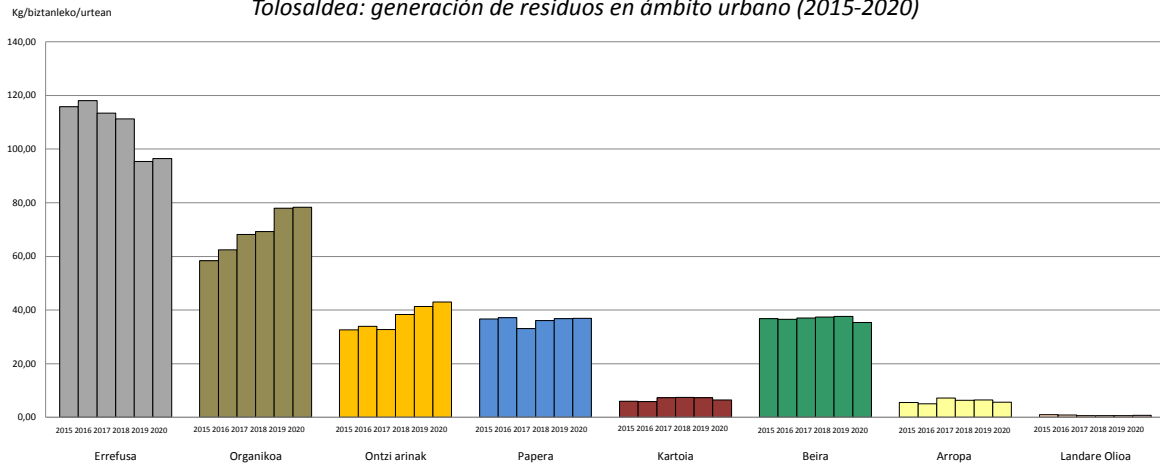
	2015	2016	2017	2018	2019	2020
Errefusa	696.360	746.050	815.500	642.130	598.449	612.862
Organikoa	0	0	0	0	0	46.469
Ontzi arinak	307.480	360.280	380.978	397.700	381.649	424.695
Papera	298.108	326.046	290.913	305.963	290.079	296.966
Kartoia	0	0	0	0	0	
Beira	340.001	316.088	348.146	352.024	369.732	355.620
Arropa	49.076	45.896	64.397	64.410	65.794	81.735
Landare Olioa	10.200	6.980	4.440	6.941	5.047	7.239



TOLOSALDEA (2015-2019 Kg/Urtea)						
	2015	2016	2017	2018	2019	2020
Errefusa	115,83	118,02	113,39	111,25	95,38	96,51
Organikoa	58,45	62,51	68,21	69,25	77,95	78,35
Ontzi arinak	32,57	33,91	32,76	38,35	41,28	43,01
Papera	36,70	37,15	33,04	36,04	36,83	36,89
Kartoa	6,04	5,86	7,28	7,48	7,30	6,44
Beira	36,74	36,49	36,99	37,42	37,61	35,35
Arropa	5,46	5,06	7,19	6,33	6,42	5,58
Landare Olioa	0,99	0,85	0,64	0,64	0,62	0,70

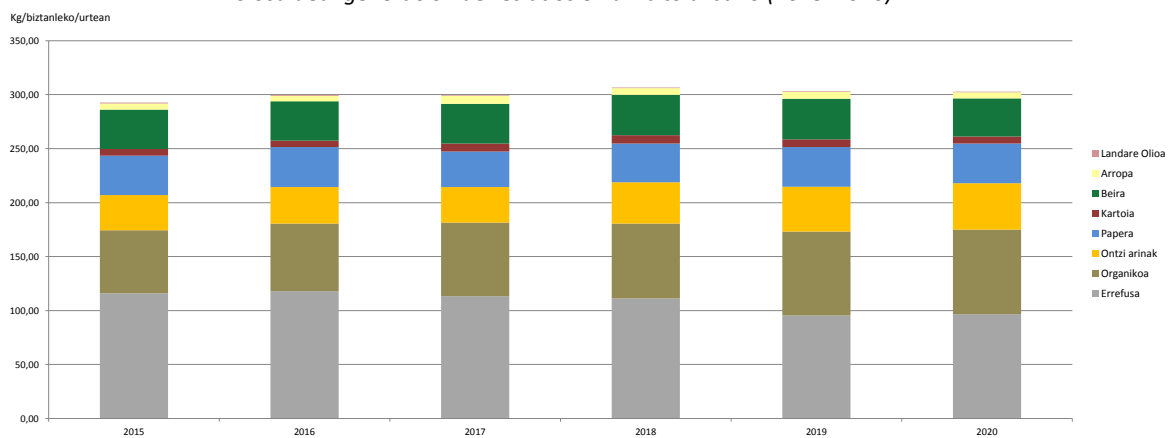
### Tolosaldea: herriguneko hondakinen sorrera (2015-2020)

*Tolosaldea: generación de residuos en ámbito urbano (2015-2020)*



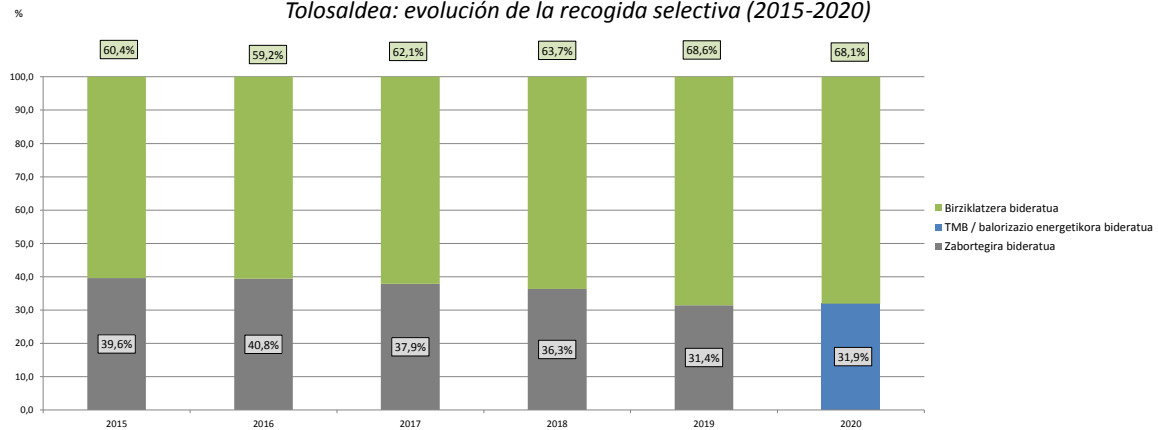
### Tolosaldea: herriguneko hondakinen sorrera (2015-2020)

*Tolosaldea: generación de residuos en ámbito urbano (2015-2020)*



### Tolosaldea: gaikako bilketaren bilakaera (2015-2020)

*Tolosaldea: evolución de la recogida selectiva (2015-2020)*



TOLOSALDEA: ETXE ETA KOMERTZIOETAKO HONDAKINEN SORRERAREN BILAKAERA (2015-2020)  
 TOLOSALDEA: RESIDUOS DOMICILIARIOS Y COMERCIALES GENERADOS EN 2020

	2015	2016	2017	2018	2019	2020
Errefusa	7.095.630	7.264.200	6.978.620	6.896.170	5.912.610	6.044.940
Organikoa	3.580.640	3.847.420	4.198.140	4.293.010	4.831.820	4.907.260
Ontzi arinak	1.995.110	2.086.980	2.016.359	2.377.060	2.558.760	2.694.100
Papera	2.248.194	2.286.559	2.033.451	2.233.816	2.283.200	2.310.283
Kartoia	370.140	360.844	448.140	463.500	452.400	403.106
Beira	2.250.745	2.246.176	2.276.355	2.319.535	2.331.308	2.213.873
Arropa	25.848	311.477	442.313	392.660	397.875	349.434
Landare Olioa	7.835	52.349	39.410	39.808	38.199	44.087

**Tolosaldea: herriguneko hondakinen sorrera (2015-2020)**

*Tolosaldea: generación de residuos en ámbitos urbanos (2015-2020)*

